


ORTHODOX SYRIAN SUNDAY SCHOOL ASSOCIATION OF THE EAST




OUTSIDE KERALA REGION  
CLASS-1



THE ORTHODOX SYRIAN SUNDAY SCHOOL  
ASSOCIATION OF THE EAST

TEXT CUM WORK BOOK



*For*  
STUDENTS OF  
OUTSIDE KERALA DIOCESES

Class I

*Published by*  
OSSAE Devalokam P.O.  
Kottayam-38



An OSSAE Publication  
**For Outside Kerala Diocese**  
**(Text Cum Work Book – Class I)**

*First Published* : January 2004

*Second Edition* : July 2008

*Third Edition* : January 2012

*Copies* : 2000

*Price* : ₹ 40/-

*Printed at* : Alois Graphics  
Kottayam-1



## A WORD OF THANKS!

We are indeed grateful to all who have laboured in the field of Sunday School, especially to those Outside of Kerala. We did not have text books in English written from the back ground of outside Kerala Region. and yet the priests and many lay leaders took pain to teach from the available books.

It was a long-felt need to make English text books written from the social and religious set-up of the Outside Kerala Region. The Sunday School Association took the initiative to have a consultation to discuss about the schemes to produce new text books. The St. Thomas Orthodox Seminary of Nagpur gave whole - hearted support and the Principal Rev. Dr. Reji Mathew was appointed as the Director for the Out side Kerala Region. Fr. P.K. Thomas and a team of teachers worked hard for bringing out this text book. Our thanks are due to everyone who has co-operated in this endeavour.

O.S.S.A.E. Office,  
Devalokam, Kottayam - 38.

**Fr. Dr. O. Thomas**  
*Director General*







## FORWARD

On March 8, 2001 a one day workshop of the Sunday School directors and teachers of the dioceses of Bombay, Calcutta, Delhi and Madras was held in the St. Thomas Orthodox Theological Seminary at Nagpur. It was a wonderful decision of that meeting to produce a new curriculum for the Sunday Schools outside of Kerala.

The OSSAE and especially its Director General Fr. T.J. Joshua deserve the gratitude of the Sunday Schools outside of Kerala for expressing a positive approach to the request of the above workshop and for giving the responsibility of making the new curriculum to a committee represented by all the four dioceses. The Curriculum Committee presented a proposal of lessons for the text books of all the classes.

However, we present now lessons for the preparatory class and for classes I and II. These were made by a group of teachers from the Sunday Schools in Delhi under the leadership of Fr. P.K. Thomas. The group planned the lessons by considering the realities outside of Kerala. I appreciate their work and thank them whole heartedly. I hope this may be a new beginning for the religious education of our children born and brought up outside of Kerala.

Nagpur  
01.01.2012

**Fr. Dr. K. Geevarghese**  
Director  
Outside Kerala Region







## PREFACE

The book has been prepared as a text cum workbook for Class - I for teaching in Sunday Schools of Outside Kerala Dioceses. The lessons are structured in the following sequence;

Text

Questions

Theme

Memorization

Activities

Teacher's Note

Answers

The Text, Theme, Activities and Teacher's Note are meant for the teacher's guidance. Bible reference from where the lesson is taken is given in the Teacher's Note. To prepare for the class the teacher should read the relevant chapters from the Bible in advance. The brief Text is given just for guidance of the teacher and for the parent who are expected to guide their children. The teacher should not confine him/herself to the text.

The teacher should focus on the theme throughout the class. The teacher should repeat it a number of times during the class so that it remains in the mind of the students in their future life.

The question answers are to be completed in the class itself and not homework be given. Once the teacher explains the story using the picture the teacher should ask the questions one by one for the students to answer them orally. After the answer is discussed, they should be asked to write the answer in the textbook in the class itself. The correct answer are given in the end of the lesson and both the teacher and students can refer to it while answering the questions.

The activities are given in the lesson to make the class interesting and to leave a long lasting impression in the minds of the children.



The activities must be carried out in the class along with the lesson. When preparing for the lesson the teacher should plan for guiding the students to carry out the activities. For that the children should be encouraged to bring pencils, crayons, (eraser) etc. to the class. Some activities like pasting pictures can be carried out only in the next class. In that case, the teacher should tell the students to bring the pictures in the next class and the activity must be completed before starting the next lesson.

All the students should be encouraged to study by heart the verse for memorization. The teacher should first explain the meaning of the verse and then ask each student to repeat verse a few times.

The book contains 20 lessons and each lesson can be covered in a period of 45 minutes. Before starting a new lesson the teacher should devote about 10 minutes for a revision of the previous lesson. The students can also be asked to answer the questions of the previous lesson orally without looking into their books. Awarding them one star for a correct answer would be an encouragement for them. The teacher can draw the star on top of the concerned lesson in their book with a colour pen.

Nagpur  
01-12-2003



## INDEX

1.	God the creator .....	11
2.	God's Beautiful creation .....	13
3.	God creates the sun, the moon and the stars .....	16
4.	God creates the animals, birds, fishes .....	18
5.	Adam and Eve as the Crown of Creation.....	21
6.	God wants obedience from us .....	24
7.	Cain and Abel - Good and bad offerings to God .....	27
8.	(Noah's Ark) God saves his people .....	30
9.	Abraham - The Father of Believers .....	33
10.	Destruction of the evil cities .....	36
11.	Mary - The girl loved by God .....	39
12.	Birth of John the Baptist.....	42
13.	Jesus is Born .....	44
14.	Jesus is presented in the Temple .....	47
15.	Jesus is baptised.....	50
16.	Jesus Loves children .....	52
17.	Jesus Heals the sick .....	55
18.	Jesus gives life to Boys and Girls.....	57
19.	People praise God.....	59
20.	Jesus Dies and Rises Again .....	62







LESSON 1

**GOD THE CREATOR**

**I**n the beginning there was nothing but one big ocean of water all over the land. But God wanted people to live on earth. So he began to get things ready for us.

God created the heaven and the earth. Darkness covered every where. But God was there and He had a plan. He said, "Let there be light" and suddenly there was light all around. God separated the light from the darkness. He called light - 'day' and darkness - 'night'.

**I. Answer the questions**

- 1. Who created the heaven and the earth?  
.....
- 2. What was the first creation?  
.....
- 3. Can God see us at night?  
.....

**II. Fill In The Blanks**

- 4. God named the light.....
- 5. God named the darkness.....
- 6. Who said 'Let there be light' .....
- 7. 4. God separated the light from the.....



**Theme**

God created everything.



### Activity

1. Name 2 flowers and 2 plants or trees created by God. (Oral work).
  2. Match the following:  
(Draw lines to connect)
1. Second day    2. Third day.





## Teacher's Note

1. To prepare for the lesson the teacher should read Genesis 1:6-13.
2. The purpose of the class is to draw the attention that God has created everything.
3. Emphasise that God has given all these things to us. What do we say when somebody gives us something? We say, "Thank you." Then let us think how much we owe to God for all these things!

Each child can say the things God has given him/her. The teacher can thank God for all those things. End the class with a "Thanks Giving" prayer.

## Answers

- I. 1. God
  2. On the second day.
- II. 1. Earth
  2. Sea.
  3. All types of plants.



LESSON 3

**GOD CREATES THE SUN,  
THE MOON AND THE STARS**

**W**hen the fourth day came, God created the sun, the moon and the stars. The sun gives us light during the day. At night we see the sparkling moon and the twinkling stars. The sun and the moon were the two large lights we see.

God placed the sun, the moon and the stars in the sky so that they could light up the earth, measure day and night and separate the light from the darkness. God saw what he had made and it was good. This was the end of the fourth day.

**Answer the following Questions**

1. Who created the sun, the moon and the stars?

.....

2. On which day God created the sun, the moon and the stars?

.....

**II. Fill in the blanks**

1. The .....shines during the day.

2. At night we see the ..... and the.....

3. God made the two large lights, the ..... and .....

**Theme**

Everything in the sky is God's creation.

**Memorization**

Genesis 1:17

"He placed the lights in the sky to shine on the earth."



## Activities

Draw in each box

The Sun

The moon

The stars

--	--	--

## Teacher's Notes

1. To prepare for the lesson the teacher should read Genesis 1:14 - 19.
2. Explain the importance of day and night. Day time is to work and night for resting.
3. Emphasise on morning and evening prayers. At least the child can say the Lord's prayer before getting up from bed and before going to sleep.

## Answers

- I.
  1. God.
  2. On the fourth day.
- II.
  1. Sun.
  2. The moon and the stars.
  3. The sun and the moon.



LESSON 4

**GOD CREATES THE FISH AND THE BIRDS**

**O** God had so far created the earth which was divided into land and sea. There was the sky above. The land had plants and trees but the sky and the sea had (nothing living) no living things in them. So God said, "Let the air be filled with all types of birds." Suddenly there were birds of all sizes and colours in the sky. Then God said, "Let the water be filled with (many) different kinds of living beings." So the sea was filled with all kinds of fish and great sea-monsters. On the fifth day God created the birds the fish and other animals of the water. God told the birds to increase in number and the sea creatures to multiply.

**Answer the following Questions**

1. Name two things that God created on the fifth day?

.....  
.....

2. "Let the air be filled with all types of birds" Who told this?

.....

**II. Fill in the blanks**

- 1. God said, "Let the air be filled with all types of ....."
- 2. Then God said, "Let the water be filled with different kinds of ....."
- 3. God created the great ..... to live in the water.
- 4. God told the birds to ..... and the creatures in the water to .....

**Theme**

God's wonderful creation in the air and water.



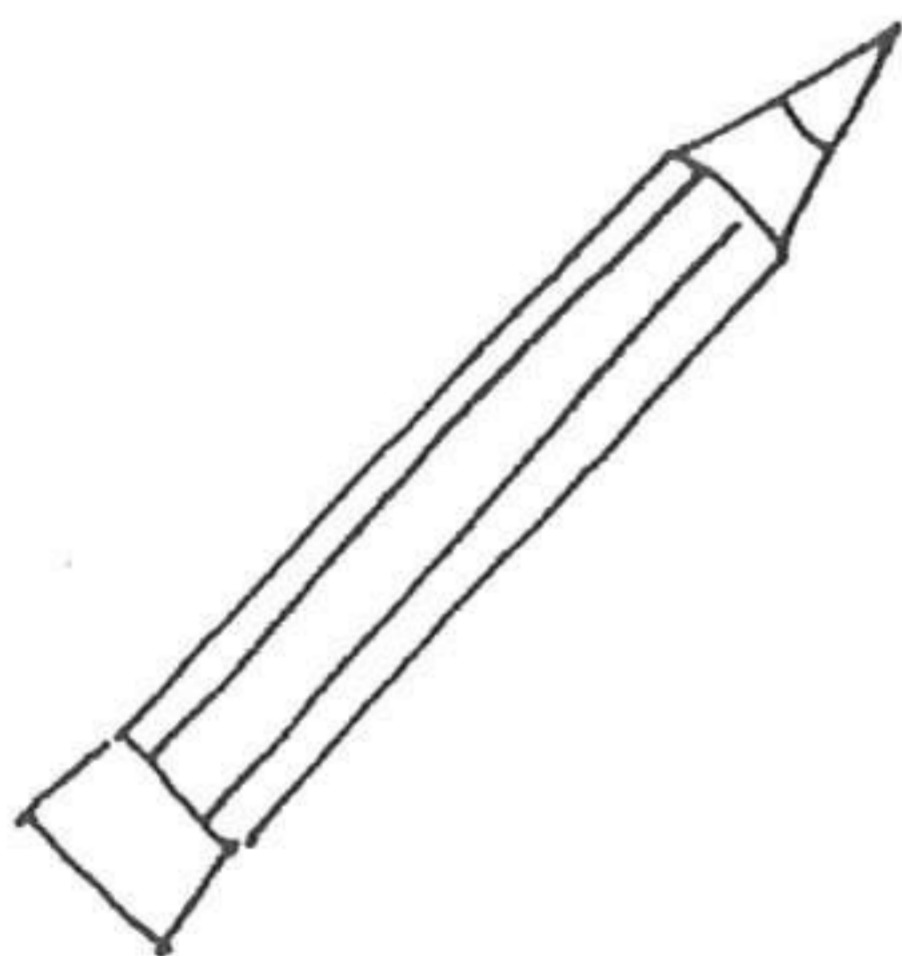



## Memorization

Psalm 33:5 "The earth is full of the goodness of the Lord."

## Activities

1. Circle the things God made on the fifth day.
2. Ask the children to name two birds and two sea creatures (oral)




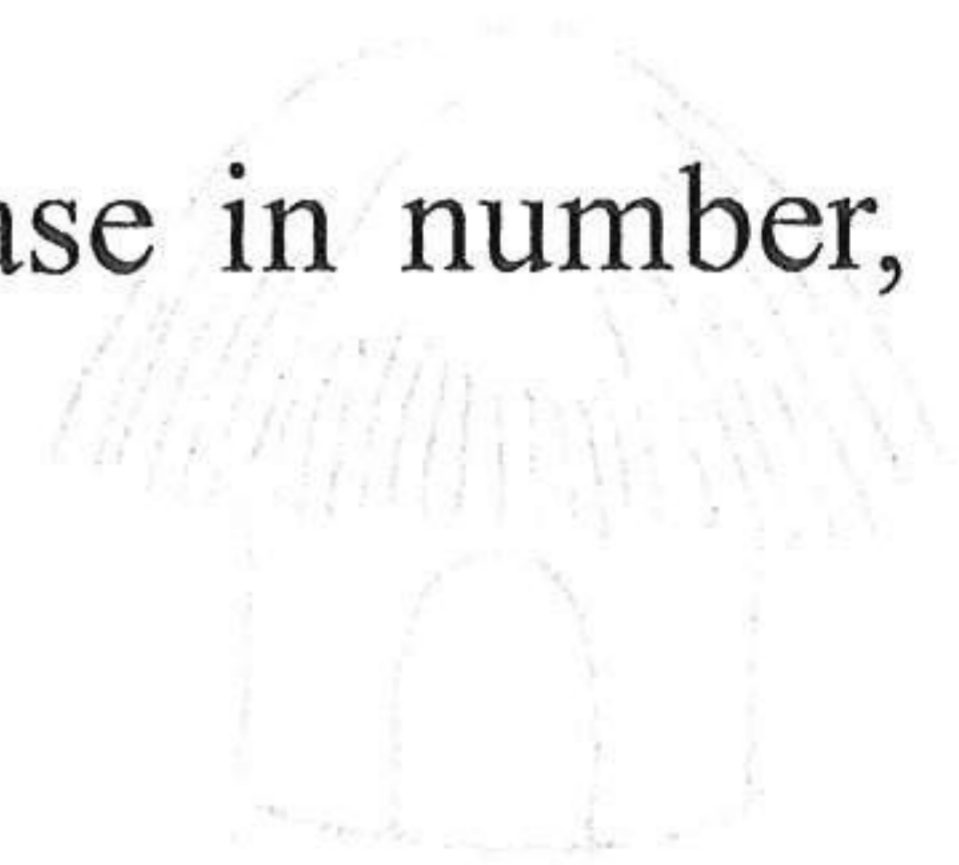


## Teacher's Notes

1. To prepare for the lesson read Genesis 1:20-23.
2. Explain the story of God's creation on the fifth day.
3. Emphasise that we have a duty to protect the creatures created by God.
4. Then help the children to fill in the work book.

## Answers

- I. 1. The fish and the birds, 2. God.
- II. 1. birds, 2. living things, 3. sea-monsters, 4. increase in number, 5. multiply





LESSON 5

**ADAM AND EVE AS THE  
CROWN OF CREATION**

Now the world was ready for man and animals. So on the sixth day God created all kinds of animals - big and small. What kind of animals live near your home? Shouldn't we be glad that God has made all these things for us?

On the sixth day itself God took soil from the ground and formed Adam and God breathed life into his nose. God created man in God's likeness and image. God then planted a garden in Eden and He put Adam there. As Adam was alone God thought He would make a companion for Adam. So God made Adam to sleep and took one of his ribs and created Eve. Eve was the mother of all human beings. God told Adam to name all the plants and animals. When God finished making everythings. He saw, that everything. He had made was very good.

**Answer the following Questions**

1. What did God create on the sixth day?

.....

2. Who was the first woman?

.....

3. How did God create Adam?

.....

4. How did God create Eve?

.....



5. Where did God place Adam?

.....

6. Who gave names to all the plants and animals?

.....

7. ....was the mother of all human beings.

**Theme**

God created man in His likeness.



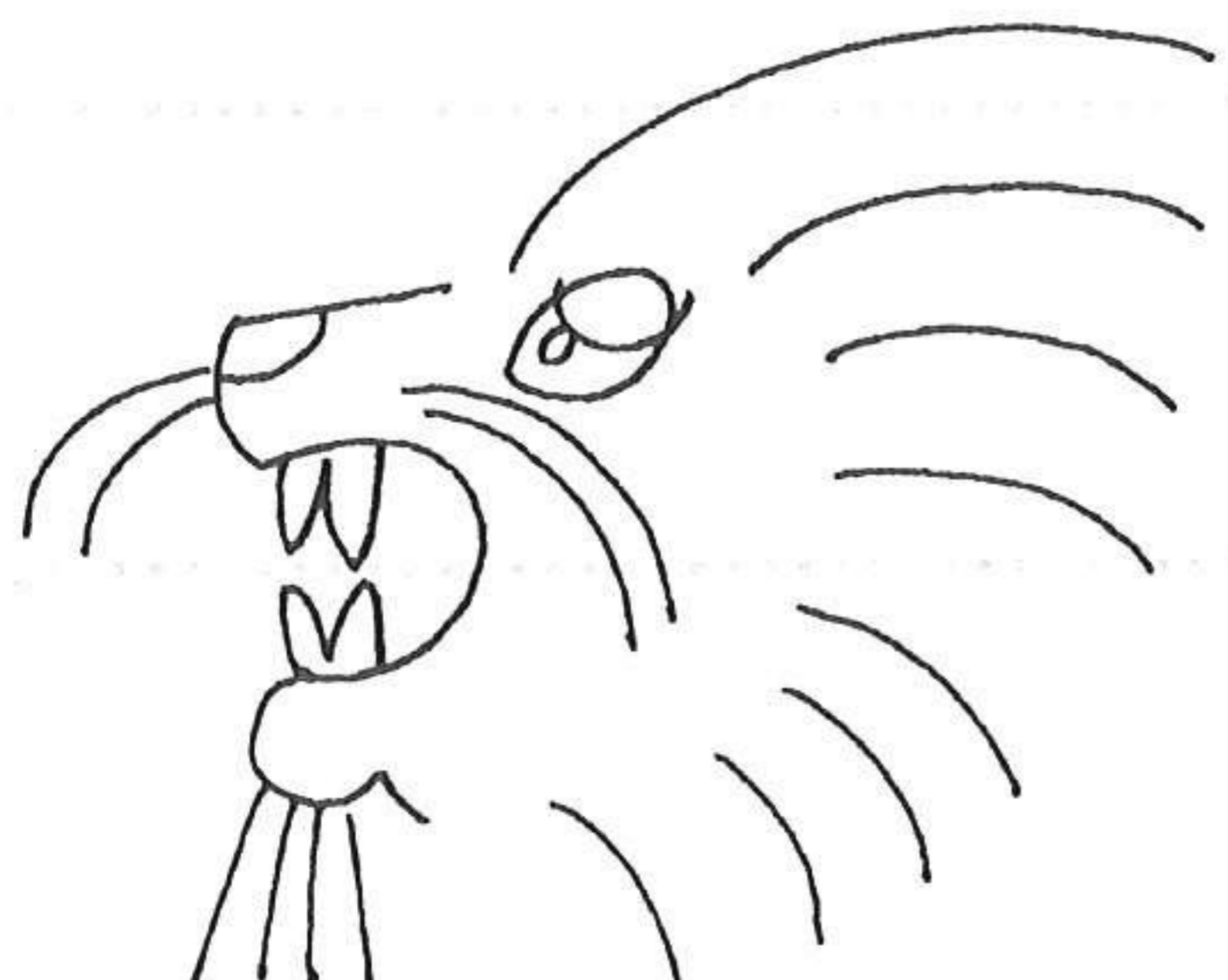
**Memorization**

Gen 30:19

"..... you were made from soil and you will become soil again."

**Activities**

- 1. Ask the children to name some animals on land (Oral)
- 2. Draw the animals as shown and colour them.



## Teacher's Notes

1. Teacher should read Genesis Chapter 1 and 2 very carefully and prepare for the class.
2. Man is the fullness of God and on the 6th day God created all animals on the land and then Adam and Eve.

Teacher should carefully explain how God created Adam from soil and how God breathed life into his nostrils. And the creation of Eve by taking a rib from Adam and putting flesh on it.

3. Explain the beauty of the garden of Eden.
4. This lesson can be covered in 2 periods.

## Answers

1. Animals and man.
2. Eve.
3. He took soil from the ground and formed Adam. Then He breathed life into Adam's nose.
4. God made Adam sleep and took one of Adam's ribs and created Eve.
5. In the garden of Eden.
6. Adam.
7. Eve.



LESSON 6

**WANTS OBEDIENCE FROM US**

Adam and Eve were living in the beautiful garden of Eden. They could go wherever they wanted and eat whatever they liked except one thing. God had forbidden them to eat from the tree of Knowledge of good and bad.

Then one day the devil came as a serpent and tempted Eve. The serpent told Eve that if she ate that forbidden fruit she would become as powerful as God. Eve believed the serpent and ate the fruit. Then she gave the fruit to Adam also.

Adam and Eve thus disobeyed God, so they were punished. God told them to leave the garden of Eden. God told Adam that all his life he would have to work hard for a living.

**Answer the following Questions**

1. Where were Adam and Eve living?

.....

2. Were they happy there?

.....

3. What did God forbid them?

.....

4. Who tempted Eve to pluck the fruit and eat it?

.....

5. Who ate the fruit first?

.....

6. Who gave the fruit to Adam?

.....



## Teacher's Notes

1. Teacher should read Genesis Chapter 1 and 2 very carefully and prepare for the class.
2. Man is the fullness of God and on the 6th day God created all animals on the land and then Adam and Eve.

Teacher should carefully explain how God created Adam from soil and how God breathed life into his nostrils. And the creation of Eve by taking a rib from Adam and putting flesh on it.

3. Explain the beauty of the garden of Eden.
4. This lesson can be covered in 2 periods.

## Answers

1. Animals and man.
2. Eve.
3. He took soil from the ground and formed Adam. Then He breathed life into Adam's nose.
4. God made Adam sleep and took one of Adam's ribs and created Eve.
5. In the garden of Eden.
6. Adam.
7. Eve.



LESSON 6

**WANTS OBEDIENCE FROM US**

Adam and Eve were living in the beautiful garden of Eden. They could go wherever they wanted and eat whatever they liked except one thing. God had forbidden them to eat from the tree of Knowledge of good and bad.

Then one day the devil came as a serpent and tempted Eve. The serpent told Eve that if she ate that forbidden fruit she would become as powerful as God. Eve believed the serpent and ate the fruit. Then she gave the fruit to Adam also.

Adam and Eve thus disobeyed God, so they were punished. God told them to leave the garden of Eden. God told Adam that all his life he would have to work hard for a living.

**Answer the following Questions**

1. Where were Adam and Eve living?

.....

2. Were they happy there?

.....

3. What did God forbid them?

.....

4. Who tempted Eve to pluck the fruit and eat it?

.....

5. Who ate the fruit first?

.....

6. Who gave the fruit to Adam?

.....



7. What punishment did God give Adam and Eve for disobeying Him?

.....

**Theme**

Disobedience is sin.

**Memorization**

Genesis 3:19 "You will have to work hard and sweat to make the soil produce anything...."

**Activities**

1. Ask the children to say one incidence each where they obeyed their parents. (Oral)
2. Colour the picture.





**Teacher's Notes**

1. To prepare for the lesson the teacher should read Genesis Chapter 2:15-24 and Chapter - 3.
2. Tell the story how Adam and Eve were expelled from the garden. They were living very happily but once they disobeyed God, their happiness disappeared from their life. They had to work hard for their livelihood.
3. Teacher should clarify the need for obeying parents, teachers and elders.

**Answers**

1. In the Garden of Eden.
2. Yes.
3. God had forbidden them from eating the fruit from the tree of knowledge of good and bad.
4. The serpent.
5. Eve.
6. Eve.
7. They were sent out from the Garden of Eden.



LESSON 7

**GOOD AND BAD OFFERINGS TO GOD**

Adam and Eve were now working hard for a living. Their first two children were Cain and Abel. Cain was a farmer and Abel was a shepherd. They both offered their offerings to God. Abel made his offering with a sincere heart. God was pleased with Abel's offering. But God rejected Cain and his offerings.

This made Cain angry and jealous of his brother. One day he took Abel to the fields and killed him. God saw everything and He knew Cain's sin and punished him by sending him away from his family and friends. So Cain became a homeless wanderer on the earth.

**Answer the following Questions**

1. Name the first two children of Adam and Eve.  
.....
2. Why was Cain jealous of Abel?  
.....
3. What did Cain do to Abel?  
.....

**II Fill in the blanks**

1. Cain was a .....
2. Abel was a .....
3. God was pleased with.....and his .....
4. ....became a homeless wanderer on the earth.



**Theme**

Love your brothers and sisters.

**Memorization**

Psalm 19:12

"No one can see his own errors  
deliver me, Lord, from hidden faults."

**Activities**

Fill in the blocks

L							
O		F		R			G
E							
	C		E				
	A						
S							
H							
H							
D							

**Down wards**

1. God likes this.
2. This man was jealous at his brother?
3. Who leads the sheep?

**Across**

4. Abel made a good ..... to God.
5. Younger son of Adam.
6. The cause for God's anger.



## Teacher's Notes

1. Before teaching the lesson the teacher should read Genesis 4:1-6.
2. Teach them about brotherly love. Not to be jealous. Explain that God had accepted Abel's offering because it was whole hearted.
3. Spread love not hatred.

## Answers

- I.
  1. Cain and Abel.
  2. Cain was jealous because God was pleased with Abel's offerings.
  3. Cain killed Abel.
- II.
  1. Farmer
  2. Shepherd
  3. Abel, offerings
  4. Cain.

## Answers of the Puzzle

### Downwards:

1. Love
2. Cain
3. Shepherd

### Across

4. Offering
5. Abel
6. Sin



LESSON 8

**GOD SAVES HIS PEOPLE**

Many years passed after Adam and Eve left the garden of Eden. People began to forget God. They began to do bad things. So God wanted to punish them. There was only one good man. His name was Noah. He and his wife had three sons. God wanted to save Noah and his family and a pair of all living creatures.

God told Noah to make a big ark (a great ship) which should have three floors, windows and a roof. Noah and his three sons built the ark. All the people laughed at Noah for he was building an ark on dry land, a long way from the sea. But Noah did not listen to the people. He was obeying God's orders. As told by God, Noah gathered together two animals of every species and made them enter the ark and finally he and his family also went on board. God shut the door of the ark. It rained continuously for 40 days and 40 nights. There was a great flood. The whole world except those who were in the ark died in the flood. After the rain stopped, the ark rested on Ararat mountain. When Noah came out of the ark, he built an altar and offered sacrifice to God.

**Answer the following Questions**

1. Who built the ark?

.....

2. Who asked Noah to built the ark?

.....



3. How many sons did Noah have?

.....

4. Why did God decide to destroy the world?

.....  
.....

5. Who shut the door of the ark?

.....

6. For how many days did it rain?

.....

7. What happened to the other people and animals after the flood?

.....  
.....

8. Where did the ark rest after the rain?

.....

9. What did Noah do after he came out of the ark?

.....  
.....  
.....

**Theme**

God protects the good people.

**Memorization**

Genesis 6:8

"But the Lord was pleased with Noah."



## Activities

Make a boat with paper. Let them paste some pictures of animals on the boat.

### Song

Our Father, who art in heaven  
Hallowed be thy name

Thy Kingdom come  
Thy will be done  
On earth as it is in heaven

Give us this day our daily bread  
And forgive us our trespasses  
As we forgive those who trespass against us

Lead us not into temptation  
But deliver us from the Evil One

For thine is the Kingdom  
The power and the glory

For ever and ever, Amen.



## Teacher's Notes

1. To prepare for the lesson read Genesis chapter 6 verses 9 - 22 and chapter 7 and 8.

2. Emphasise that God protects the good people and punishes the wicked. Only Noah and his family were righteous people at that time.

## Answers

1. Noah

2. God

3. Three sons

4. Men had forgotten God and were doing bad things

5. God

6. Forty days

7. They all died in the flood

8. Ararat mountain

9. He built an altar and offered sacrifice to God.



LESSON 9

**ABRAHAM—THE FATHER OF BELIEVERS**

Abraham and his wife Sarah went to Canaan as directed by God. When Abraham was 99 years old, God said, "I promise that you will become father to many nations people." That is why Abraham is called the Father of Believers. Although Abraham and Sarah were old they believed that God could do what seemed impossible. After one year of God's promise, Abraham and Sarah had a baby boy whom they named Isaac. God had kept His promise!

When Isaac grew bigger God wanted to test the faith of Abraham. God asked Abraham to take Isaac to Mount Moriah and offer him up as a sacrifice.

Abraham was very sad but he obeyed God. He took Isaac to the mountain. Abraham tied Isaac, took out a knife to sacrifice him. Just then Abraham heard a voice of an angel of God, "Don't hurt the boy or do anything to him."

God was pleased with the obedience and trust that had in God. And Abraham was shown a lamb caught up in the bushes aside, to offer as sacrifice instead of his son.

**Answer the following Questions**

1. What was Abraham's wife's name?

.....

2. What was Abraham's son's name?

.....

3. What did God ask Abraham?

.....

.....



4. Name the mountain where Abraham took Isaac for sacrifice?  
 .....

5. Why did God ask Abraham to sacrifice Isaac?  
 .....

6. What did Abraham find in the bushes?  
 .....

7. Who said to whom "Don't hurt the boy or do anything to him."  
 .....

8. .... is called the Father of Believers.

**Theme**

Obey your God.

**Memorization**

Hebrew 11:17

"By faith, Abraham when put to test offered up Isaac."

**Activities**

Colour the Square that has \* and find the message in the rest of the squares.

O*	S*	M*	F	A	T	H	E	R	I*	J*	Z*
----	----	----	---	---	---	---	---	---	----	----	----

Y*	G*	L*	R*	S*	O	F	V*	E*	Q*	L*	S*
----	----	----	----	----	---	---	----	----	----	----	----

A*	B*	B	E	L	I	E	V	E	R	S	N*	P*
----	----	---	---	---	---	---	---	---	---	---	----	----



## Teacher's Notes

1. Teacher needs to read Genesis Chapter 22 to prepare for the lesson.
2. Emphasise on the faith and obedience of Abraham. Even when God asked Abraham to sacrifice his only son he was ready to obey God.
3. Elicit examples from children on how they can obey their parents, teachers and elders.
4. Teach them this prayer – 'I thank Thee, O Lord for all your blessings.' Ask them to say this prayer when they receive any favour from God or when they are healed from or any illness etc.

## Answers

1. Sarah
2. Isaac.
3. God asked Abraham to sacrifice his son Isaac.
4. Mount Moriah.
5. God wanted to test the faith of Abraham.
6. He found a lamb.
7. Angel of God to Abraham.
8. Abraham.



LESSON 10

**DESTRUCTION OF THE EVIL CITIES**

The people of Sodom and Gomorrah were wicked people. They did not listen to God. So God told Abraham that he was going to destroy these cities. Abraham pleaded to God to spare the city if there were atleast ten good people. But, alas, in the city there were not even ten good people.

Only Lot and his family were good people. Lot was the nephew of Abraham. God sent His angel to tell them to run away from the city and not to look back. So Lot and his family ran out of the city. But Lot's wife looked back, so she was changed into a pillar of salt. So only Lot and his two daughters were saved. This shows that God saves those who obey Him but those who do not obey Him lose their life.

**Answer the following Questions**

1. Why did God want to destroy Sodom and Gomorrah?  
.....  
.....  
.....
2. Whom did God tell about the destruction?  
.....
3. What was Abraham's request to God?  
.....  
.....  
.....
4. Who were the good people in the city?  
.....



5. How did God save them?

.....  
.....

6. What happened to the cities?

.....  
.....

7. Who was Lot?

.....  
.....

8. What happened to Lot's wife?

.....  
.....

9. Who all were saved?

.....  
.....

**Theme**

God punishes the wicked.

**Memorization**

Psalm 1:6

"The way of the wicked will perish."

**Activities**

Match the following:

1. Lot

pleaded to God

2. Lot's wife

good people

3. Sodom and Gomorrah

turned into a pillar of salt

4. Abraham

Abraham's nephew

5. God Loves

destroyed



## Teacher's Notes

1. The teacher needs to read Genesis 18 and 19 to prepare for the lesson.
2. Wicked people are punished and God protects the good people.
3. Explain the story in detail how Sodom and Gomorrah was destroyed and how Lot and his two daughters were saved by God who had sent an angel to warn them. Lot's wife was turned into a salt pillar due to disobedience.

## Answers

1. The people were wicked.
2. To Abraham.
3. Abraham requested that the cities should not be destroyed if there were ten good people.
4. Lot and his family.
5. God sent His angel and asked them to leave the city.
6. The cities were destroyed.
7. Lot was Abraham's nephew.
8. She was turned into a pillar of salt.
9. Lot and his two daughters.



LESSON 11

**MARY—THE GIRL LOVED BY GOD**

Mary was a young girl living in the temple, as she was dedicated to God by her parents Joachim and Anna. Her heart was filled with faith and love for God. She was about to get married to a man named Joseph, who was a descendant of King David.

One day God sent Angel Gabriel to Mary while she was praying. Angel Gabriel greeted her saying, "Hail Mary full of Grace, the Lord is with you. Blessed are you among women and blessed is the fruit of your womb." Then the angel told her that she would give birth to a child and the child should be named Jesus.

Mary answered, saying, "Behold I am the hand maid of the Lord<sup>6</sup>, let it be to me according to your word." The angel then left her and Mary praised God.

**I. Answer the following**

1. Name the parents of Mary?

.....

2. Name the angel who appeared before Mary?

.....

**II. Fill in the blanks**

1. Joseph was the descendant of king .....

.....

2. Mary was about to get married to a man named .....

.....



### III. Who said to Whom

1. "Blessed are you among women, and blessed is the fruit of your womb."  
.....

2. "Behold I am the hand maid of the Lord. Let it be to me according to your word."  
.....

#### Theme

Those who humble himself will be made great.

#### Memorisation

(Luke 1:38) I am the Lord's Servant, May it happen to me as you have said."

#### Song

Hail Mary, full of Grace  
Our Lord is with you

Blessed are you among women  
And blessed is the fruit of your womb  
Our Lord Jesus Christ

O Virgin Saint Mary  
O Mother of God

Pray for us sinners  
Now and at all times  
And at the hour of our death. Amen.

2. Mary said to Angel Gabriel.



**Activity**

Colour it.





### Teachers Note

1. The teacher needs to refer St. Luke 1:26-38.
2. Explain Mary was dedicated to the Church. She lead a pious and holy life that is one of the reasons why Mary was chosen.
3. Ask the children, if they are willing to serve in the Church.
4. Teach the prayer "Hail Mary ....."

### Answers

- I. 1. Joachim and Anna.  
2. Angel Gabriel.
- II. 1. King David.  
2. Joseph
- III. 1. Angel Gabriel said to Mary.



LESSON 12

**BIRTH OF JOHN THE BAPTIST**

In Jerusalem there lived a priest called Zachariah. His wife's name was Elizabeth. Both were old and had no children. They still prayed to God for a child.

One day when Zachariah was praying in the temple, Angel Gabriel appeared to him and told him that, his wife would have a child soon and he should be called John and he would become a great man and will be called the Prophet of the Most High God. Zachariah could not believe these words. So he asked, "How shall I know if this is so to I am an old man and my wife is also old."

Then the angel replied. "I stand in the presence of God, who sent me to speak to you and tell you this good news. As you did not believe my words, you will not be able to speak till the child is born." And it happened accordingly. When the baby was born, Zachariah wrote his name as 'John,' as the angel said. John grew up and lived in the wilderness. He is the fore runner of the Lord.

**I. Answer the following**

1. Name the parents of John the Baptist?

.....

2. Name the angel who appeared before Zachariah?

.....

3. Why did God punish Zachariah?

.....



### Teachers Note

1. The teacher needs to refer St. Luke 1:26-38.
2. Explain Mary was dedicated to the Church. She lead a pious and holy life that is one of the reasons why Mary was chosen.
3. Ask the children, if they are willing to serve in the Church.
4. Teach the prayer "Hail Mary ....."

### Answers

- I. 1. Joachim and Anna.  
2. Angel Gabriel.
- II. 1. King David.  
2. Joseph
- III. 1. Angel Gabriel said to Mary.



LESSON 12

**BIRTH OF JOHN THE BAPTIST**

In Jerusalem there lived a priest called Zachariah. His wife's name was Elizabeth. Both were old and had no children. They still prayed to God for a child.

One day when Zachariah was praying in the temple, Angel Gabriel appeared to him and told him that, his wife would have a child soon and he should be called John and he would become a great man and will be called the Prophet of the Most High God. Zachariah could not believe these words. So he asked, "How shall I know if this is so to I am an old man and my wife is also old."

Then the angel replied. "I stand in the presence of God, who sent me to speak to you and tell you this good news. As you did not believe my words, you will not be able to speak till the child is born." And it happened accordingly. When the baby was born, Zachariah wrote his name as 'John,' as the angel said. John grew up and lived in the wilderness. He is the fore runner of the Lord.

**I. Answer the following**

1. Name the parents of John the Baptist?

.....

2. Name the angel who appeared before Zachariah?

.....

3. Why did God punish Zachariah?

.....



4. What was the punishment?

.....

5. Who is known as the Prophet of the most high God?

.....

**Theme**

Nothing is impossible with God.

**Memorisation**

(Luke 1:13) 'Don't be afraid Zachariah, God had heard your prayer.'

**Activity**

**MIMEGAME (DUMBCHARADES)**

There are two groups. The teacher calls one child from group A and shows a slip on which a sentence or a word is written by the teacher. E.g. Church, Angel, Mummy loves me etc. The child has to just show actions and her or his group should come out with the word. If the word is correct, the team gets a point. To mime, the child gets 1 minute.

**Teachers Note**

1. Teacher should refer St. Luke 1:5-24, 2:57-66.
2. Explain how God punishes if we disbelieve His words.
3. Explain in detail the birth of John. Teach them that John the Baptist was chosen as the forerunner of Jesus Christ.

**Answers**

- I. 1. Zachariah and Elizabeth.
2. Angel Gabriel.
3. Because he didn't believe the Angel's words.
4. He could not speak till the child was born.
5. John the Baptist.



LESSON 13

**JESUS IS BORN**

Joseph and Mary were married and Mary was about to have a baby. The King had ordered all the people to go to their home town to register their name. So Joseph and Mary had to go to Bethlehem, as Joseph belonged to that place. The city of Bethlehem was crowded, so Joseph and Mary had to stay in a stable as he could not find any room there.

That night the baby was born. Mary and Joseph named him Jesus just as the angel had told them to do. We celebrate Christmas as remembrance of Jesus' Birthday.

Outside the town of Bethlehem, some shepherds were watching their sheep. Suddenly an angel appeared to them and told them, "Jesus, the Saviour is born in Bethlehem." The shepherds went and worshipped Jesus. They returned and told everyone what they saw.

God put a special star in the sky when Jesus was born. Three wise from the east saw the star. They knew that a King was born. They followed the star and came to the manger. They brought Gold, Frankincense and Myrrh to offer as gifts to Jesus. We celebrate Christmas on 25th December.

**I. Answer the following**

1. Name the parents of Jesus?

.....

2. Where was Jesus born?

.....

3. Who visited baby Jesus first?

.....

4. What guided the three men to Bethlehem?

.....



4. What was the punishment?

.....

5. Who is known as the Prophet of the most high God?

.....

**Theme**

Nothing is impossible with God.

**Memorisation**

(Luke 1:13) 'Don't be afraid Zachariah, God had heard your prayer.'

**Activity**

**MIMEGAME (DUMBCHARADES)**

There are two groups. The teacher calls one child from group A and shows a slip on which a sentence or a word is written by the teacher. E.g. Church, Angel, Mummy loves me etc. The child has to just show actions and her or his group should come out with the word. If the word is correct, the team gets a point. To mime, the child gets 1 minute.

**Teachers Note**

1. Teacher should refer St. Luke 1:5-24, 2:57-66.
2. Explain how God punishes if we disbelieve His words.
3. Explain in detail the birth of John. Teach them that John the Baptist was chosen as the forerunner of Jesus Christ.

**Answers**

- I. 1. Zachariah and Elizabeth.
2. Angel Gabriel.
3. Because he didn't believe the Angel's words.
4. He could not speak till the child was born.
5. John the Baptist.



LESSON 13

**JESUS IS BORN**

Joseph and Mary were married and Mary was about to have a baby. The King had ordered all the people to go to their home town to register their name. So Joseph and Mary had to go to Bethlehem, as Joseph belonged to that place. The city of Bethlehem was crowded, so Joseph and Mary had to stay in a stable as he could not find any room there.

That night the baby was born. Mary and Joseph named him Jesus just as the angel had told them to do. We celebrate Christmas as remembrance of Jesus' Birthday.

Outside the town of Bethlehem, some shepherds were watching their sheep. Suddenly an angel appeared to them and told them, "Jesus, the Saviour is born in Bethlehem." The shepherds went and worshipped Jesus. They returned and told everyone what they saw.

God put a special star in the sky when Jesus was born. Three wise from the east saw the star. They knew that a King was born. They followed the star and came to the manger. They brought Gold, Frankincense and Myrrh to offer as gifts to Jesus. We celebrate Christmas on 25th December.

**I. Answer the following**

1. Name the parents of Jesus?

.....

2. Where was Jesus born?

.....

3. Who visited baby Jesus first?

.....

4. What guided the three men to Bethlehem?

.....



5. What were the gifts brought by the wise men?

.....

6. Why do we celebrate Christmas?

.....

7. When do we celebrate Christmas?

.....

### Theme


Jesus is our Saviour.

### Memorisation

(Luke 2:14) "Glory to God in the highest and peace on earth, to those with whom He is pleased."

### Activity

Join the dots and colour the dove.





### Teacher's Note

1. Teacher needs to refer St. Mt: 2/LK:2.
2. Explain the Feast of Christmas. How we celebrate Christmas in our Church.
3. A class discussion on Birthdays. What was the gifts Jesus got? Who sang when Jesus was born? We wear new dress on our Birthday. But Jesus did not have any new dress.

### Answers

1. Joseph and Mary.
2. In a manger in Bethlehem.
3. Shepherds.
4. Star.
5. Gold, Frankincense and Myrrh.
6. We celebrate Christmas because it's the birthday of Jesus.
7. On 25th December.



LESSON 14

**JESUS IS PRESENTED IN THE TEMPLE**

When baby Jesus was forty days old, Joseph and Mary brought the child to the temple in Jerusalem. (As per the law of Moses every first born son was to be dedicated to God.) They also brought a pair of 2 doves as an offering of thanks giving.

As they entered the temple, there was an old man waiting for them. He was Simeon, a righteous and God fearing man. He had been waiting all his life to see the Saviour. He took Jesus in his arms and praised God.

In the temple, there was also a very old lady whose name was Anna. She too had been waiting all her life for the Saviour. When Anna saw the baby in Mary's arms, she also praised God.

Joseph and Mary thanked God for His blessings and returned home with joy.

**I. Answer the following**

1. Who brought Jesus to the temple?  
.....
2. Name the people who waited to see infant Jesus?  
.....
3. What did Joseph & Mary offer?  
.....
4. What is written in the law of Moses?  
.....
5. Do you go to Church every Sunday.  
.....



6. 'What is the name of your Church?'  
.....

**Theme**


We belong to God.

**Memorisation**

(Luke 2:30) 'With my own eyes I have seen Your Salvation.'

**Activity**

Colour the picture.





### **Teachers Note**

1. The teacher is to refer St. Luke 2:22.38.
2. Explain the law of Moses. (Ref: Exodus 13:11 Leviticus : 12:1-8).
3. Explain about Temple. The place of worship for the Jew was the temple. But for us it is the Church.
4. Teach the children about Simeon, and Anna who lived in the temple and were waiting to see Jesus.

### **Answers**

1. Joseph and Mary.
2. Simeon and Anna.
3. They offered a sacrifice of a pair of doves.
4. Every first born son is to be dedicated to God.
5. Yes/No.
6. Name of your own Church.



LESSON 15

**JESUS IS BAPTISED**

One day when John was preaching to a large crowd beside the river Jordan, suddenly he looked up and saw Jesus coming towards him. Jesus told John that He wished to be baptized, by John. John was surprised at this request. But Jesus told him that they should show others what is needed to live God's life. John baptized Jesus in the waters of river Jordan. Then an amazing thing happened. As Jesus a rose out oh the water, the heavens were opened. The Holy Spirit descended upon Jesus like a dove. Then a voice was heard from heaven.

"This is my beloved Son, with whom I am well pleased."

**I. ANSWER THE FOLLOWING QUESTIONS:**

1. Name the river where Jesus was baptised?  
.....
2. Who baptised Jesus?  
.....
3. What is your baptismal name?  
.....
4. Who is your God mother and God father?  
.....
5. Name the feast in which we remember the baptism of Jesus?  
.....

**II. Fill in the blanks**

1. When Jesus was baptised the .....was opened and the ..... descended upon Jesus like a .....



2. .... came to prepare the way for Jesus Christ.

**Theme**

We become the children of God through Baptism.

**Memorisation**

Math 3:17

"This is my beloved son with whom I am well pleased."

**Activity**

1. Take the children to the Baptismal font and explain how Baptism is conducted in our church. They are anointed by Holy Moron. Holy Moron is a symbol of the Holy spirit which descended upon Jesus Christ during His Baptism.

**Teachers Note**

1. The teacher is to read Mathew 3:13-17 Luke 3:21-22 to prepare for the lesson.
2. Explain the importance of Baptism in our life.
3. Explain about John the Baptist, how he prepared the people for Jesus.

**Answers**

- I. 1. River Jordan.  
2. John the Baptist.  
3. ....  
4. ....  
5. Danaha (6th January).
- II. 1. heaven, Holy Spirit, dove  
2. John the Baptist.



LESSON 16

**JESUS LOVES CHILDREN**

Jesus loved children of all ages. He enjoyed the company of children. He touched them to give them His blessings and His life. There are several instances in the life of Jesus Christ to illustrate how He loved and cared for little children.

Once Jesus was preaching, some parents brought their children for Jesus to lay His hands on them and pray. But the disciples scolded those who brought them, "Don't bother Him", they said. But Jesus said, "Let the little children come to me, and don't stop them. For of such is the Kingdom of Heaven." And He put His hands on their heads and blessed them before He left.

To become a child of God we should pray to God, never tell lies, obey our parents, never quarrel but love everyone.

**Answer the following questions**

1. Who stopped the people from bringing the children to Jesus?  
.....
2. What did Jesus tell about children to the disciples?  
.....
3. What did Jesus do when the children were brought to Him?  
.....
4. What should you do to be a child of God?  
.....

**Theme**

We are the children of God.



## Memorisation Verse

Mathew 19:14

"Let the children come to me and do not stop them, because the kingdom of heaven belongs to such as these."

## Activity

Children of God - Colour them.



## Teachers Note

1. The teacher to read Mathew 18:1-4, 19:13-15 Mark 9:33-37 and 10:13-16
2. Teach the children how much Jesus loves them. Explain how their parents love them and how God the father loves them.



3. Emphasise the good qualities of children.
4. Let the children pray for all children they know of, remembering them by name. Let them pray especially for those children who are sick.

### Answers

1. The disciples of Jesus.
2. Let the children come to Him and do not stop them.
3. He laid His hands on them and blessed them.
4. Pray to God. We must not tell lies or quarrel. We must obey our parents and elders and love everyone.



LESSON 17

**JESUS HEALS THE SICK**

There was a blind beggar named Bartimaeus in the town of Jericho. One day when he heard that Jesus was passing by, amidst a huge crowd, he shouted, "Jesus, Son of David, have mercy on me." Some of the men in the crowd asked him to keep quiet. But he only shouted louder & louder. When Jesus heard him, Jesus said, "Tell him to come here." So the disciples said to Bartimaeus, "Cheer up, get up, He is calling you," Bartimaeus jumped up and ran towards Jesus. "What do you want me to do for you?" asked Jesus. "I want to see" said Bartimaeus.

And Jesus said to him, "All right, it's done. Your faith has healed you." Instantly the blind man could see and he followed Jesus down the road.

**I. Answer the following questions**

1. Name the city where the blind man sat?  
.....
2. What was the name of the blind beggar?  
.....
3. What can you do when you see a blind person waiting to cross the road?  
.....

**II. Fill in the blanks**

1. Go your ..... has made your well.
2. Jesus son of ..... take pity on me.



### III. Who said to Whome

1. "Cheer up, Get up, He is calling you.".....
2. "What do you want me to do for you.".....
3. "I want to see again.".....

### Theme

Ask and you shall receive.

### Memorisation Verse

Mark 10:52

"Go your faith has made you well."

### Activity

Let five children at a time close their eyes. Then ask them to move around in the room. Let the children realize how difficult it is when one is blind.

### Teachers Note

1. There are a few incidents in the Bible about healing the blind men. This chapter is taken from Mark 10:46 - 52.
2. The teacher has to emphasise that we have to ask God for our needs.

### Answers

- I.
  1. Jericho
  2. Bartimaeus
  3. We can help him to cross the road.
- II.
  1. Faith
  2. David
- III.
  1. Disciple to Bartimaeus
  2. Jesus to Bartimaeus
  3. Bartimaeus to Jesus.



LESSON 18

**JESUS GIVES LIFE TO BOYS AND GIRLS**

Once while Jesus was teaching, an official called Jairus pressed through the crowd to Him. He fell down at Jesus' feet and cried out, "Lord, my daughter is dying, but come and lay your hand on her, and she will live." Jesus at once followed the man to his with the disciples. The girl was about twelve years of age and she was his only daughter. On the way a messenger came from Jairus' home. He told Jairus, "Your daughter is dead; do not trouble the Teacher any more." Jesus heard what he said. Jesus comforted Jairus saying, "Do not fear; only believe, and she shall be well."

They reached Jairus, house, Jesus permitted no one to enter with him except three of His disciples, and the father and mother of the girl. All were weeping and mourning for her. Jesus told them, "Do not weep; for she is not dead but sleeping." Some of them laughed at His words because they were sure that the girl was dead. Jesus took the girl by the hand and called her saying, "Child, arise!" The girl got up at once.

Jairus and his family were very happy and they praised God.

**Answer the following questions**

1. Name the official who came to Jesus?  
.....
2. What was his request?  
.....
3. What was Jesus' reply to Jairus?  
.....
4. Who else went into the room with Jesus?  
.....



5. What did Jesus tell the child?

.....

**Theme**

Jesus the giver of life.

**Memorisation Verse**

Luke 8:50

"Don't be afraid, only believe and she will be well."

**Activity**

Dramatize the story, include the disbelieving crowd. Point out the faith of Jairus in God.

**Teachers Note**

Discuss what kinds of things we need, to live Make a list of them (air, water, food, clothes, houses etc.). Emphasise that above all we need God's strength, His life in us, in order to live.

**Answers**

1. Jairus.
2. He requested Jesus to come and lay his hands on his dying child.
3. Do not fear, only believe and she shall be well.
4. Three disciples and the child's father and mother.
5. Child, arise.



LESSON 19

**PEOPLE PRAISE THE GOD**

Jesus went to Jerusalem which was near to the town of Bethphage and Bethany. When He was near the town He told two of His disciples to go to the village, where they would find a donkey and its colt. He told them to untie and bring them to Him. And Jesus told His disciples that if anyone asked them why they were untying the animal they should say that their Lord needs it.

When the disciples found the colt as Jesus said, they started untying it. "What are you doing?" The owner asked the disciples. "The Lord needs it!" The disciples replied. They brought the colt and Jesus rode on it. Along the way into the city, a huge crowd gathered around Him. Some of them laid their cloaks on the ground where He was passing, others waved palm and olive branches. And they shouted, "God bless the King who comes in the name of the Lord, Peace in heaven and Glory to God." Some of the Pharisees were angry and told Jesus, "Teacher command your disciples to be quiet." But Jesus replied, "If they keep quiet, the stones themselves will start shouting."

**I. Answer the following questions**

1. What did the people do when Jesus approached Jerusalem?

.....

**II. Fill in the blanks**

1. Jerusalem is near to the town of ..... and .....
2. God bless the king who comes in the name of the Lord, .....  
.....in heaven and ..... to God.



3. Name the animal on which Jesus rode to Jerusalem.

.....

### III. Who said to Whom

1. "Why are you untying the colt?"

.....

2. "Teacher, command your disciples to be quiet."

.....

3. "If they keep quiet the stones themselves will start shouting."

.....

### Theme

Jesus the King.

### Memorisation Verse

Mathew 21:9

Hosanna to the son of David - Blessed is He who comes in the name of the Lord. Hosanna in the highest.

### Activity

Teach the children to sing the hymn which is sung for the Hosanna procession in the church.

Saithin Kompukalenthiiyitha

Pinchu Kidangal Padunnu

(Hosanna, hosanna

Daveedalmajanoosana-)

### Teachers Note

1. Teacher needs to refer St. Mathew.

2. Discuss what happens when the president or a high official comes to your town or city or when the Patriarch or bishop comes to your



parish church for a visit. How do we receive them? Stress the idea of celebration.

3. Emphasise that Jesus is our Saviour and giver of new life.

### Answers

I. 1. Some people spread their cloaks on the road while others cut and waved branches of olive and palm:

II. 1. Bethphage and Bethany

2. Peace, glory

3. Colt (baby donkey)

III. 1. Owner of the colt to the disciples

2. Pharisees to Jesus

3. Jesus to Pharisees



## LESSON 20

**JESUS DIES AND RISES AGAIN**

After the last supper Jesus went to the garden of Gethsemane with Peter, James and John. Jesus prayed there. After the prayer, Jesus and the three disciples were walking when Judas came with the soldiers. He betrayed Jesus by kissing Jesus and saying, "Hail Master." God had planned it long ago. Jesus knew it would happen when He came to the earth. He came to take the punishment for all the wrong things anybody had ever done or ever would do.

They bound Him and took Him to Pontius Pilate, the Roman Governor. Pontius Pilate did not find Jesus guilty. But the leaders did not believe that Jesus was the son of God. They said, "He must die, because he calls himself the son of God." So Pilate handed Jesus over to them and washed his hands.

The soldiers took Jesus to Golgotha to be crucified. While Jesus was carrying the cross He became very weak, so the soldiers forced Simeon of Cyrene to carry the cross.

Jesus was crucified at Golgotha in between two robbers.

Mary, the mother of Jesus and John stood near the cross.

After Jesus died, a rich man named Joseph took the body of Jesus and put it in a cave-tomb. This was on Friday.

On Sunday morning, Mary Magdalene came to the tomb. She saw that the tomb was empty. She thought that some one had stolen the body of Jesus. Then she heard some one calling her name. She at once recognized it as the voice of Jesus. He told her, "I will ascend to my Father. Go and give this news to my brothers." Mary Magdalene was the first one to see Jesus Christ after His resurrection.



**Answer the following questions**

1. Where did Jesus go with his disciples after the last supper?  
.....
2. Why did Jesus go there?  
.....
3. Name the disciple who betrayed Jesus?  
.....
4. Name the disciple who stood near the cross along with mother Mary?  
.....
5. Name the person who was forced to carry the cross of Jesus.  
.....
6. Where was Jesus crucified?  
.....
7. What is the importance of Good Friday?  
.....
8. After how many days did Jesus resurrect?  
.....
9. On which day do we celebrate the resurrection of Jesus Christ?  
.....
10. Who else was crucified with Jesus?  
.....
11. Who was the governor during the time of Jesus' resurrection?  
.....

**Theme**

Jesus died for our sins.



### Memorisation Verse

Juke 24:34

"Father forgive them for they do not know what they are doing."

### Activity

Draw 3 crosses and identify the cross of Jesus.

- 1. Name the disciple who betrayed Jesus.
- 2. Name the person who was forced to carry the cross of Jesus.
- 3. Where was Jesus crucified?
- 4. What is the importance of Good Friday?
- 5. After how many days did Jesus resurrect?
- 6. On which day do we celebrate the resurrection of Jesus Christ?

### Teachers Note

1. Teacher is to read all the four Gospels. Read particularly John 18, 19 and 20.
2. Explain the events starting from last supper till Jesus' resurrection briefly.
3. Emphasise the fifty days lent, the passion week, we commemorate the crucifixion of Jesus on Good Friday and resurrection of Eastern Sunday.



## Answers

1. To the Garden of Gethsemane.
2. To pray
3. Judas
4. John
5. Simoon of Cyrene
6. At Golgotha
7. Jesus was crucified on Good Friday
8. After three days
9. Easter Sunday
10. Two robbers
11. Pontious Pilate







**TEXT BOOK CUM WORK BOOK**  
**CLASS-1**

₹ 40/-