



ORTHODOX SYRIAN SUNDAY SCHOOL ASSOCIATION OF THE EAST



**OUTSIDE KERALA REGION
CLASS-2**

**THE ORTHODOX SYRIAN SUNDAY SCHOOL
ASSOCIATION OF THE EAST**

TEXT CUM WORK BOOK




For
**STUDENTS OF
OUTSIDE KERALA DIOCESES**

Class II

Published by
**OSSAE Devalokam P.O.
Kottayam-38**

THE ORTHODOX SYRIAN SUNDAY SCHOOL
ASSOCIATION OF THE EAST

TEXT CUM WORK BOOK



An OSSAE Publication

For Outside Kerala Diocese

(Text Cum Work Book – Class II)

First Published : January 2004

Second Edition : July 2008

Third Edition : December 2012

Copies : 3000

Price : ₹ 40/-

Printed at : Alois Graphics

Kottayam-1

Class II

Published by
OSSAE Devalokam P.O.
Kottayam-38

A WORD OF THANKS!

We are indeed grateful to all who have laboured in the field of Sunday School, especially to those outside of Kerala. We did not have text books in English written from the background of outside Kerala Region. and yet the priests and many lay leaders took pain to teach from the available books.

It was a long felt need to make English text books written from the social and religious setup of the outside Kerala Region. The Sunday School Association took the initiative to have a consultation to discuss about the schemes to produce new text books. The St. Thomas Orthodox Seminary of Nagpur gave whole - hearted support and the Principal Rev. Dr. Reji Mathew was appointed as the Director for the Out side Kerala region. Fr. P.K. Thomas and a team of teachers worked hard for bringing out this text books. Our thanks are due to everyone who has co operated in this endeavour.

O.S.S.A.E. Office,
Devalokam, Kottayam - 38.

Fr. T.J. JOSHUA
Director General

FORWORD

On March 8, 2001 a one day workshop of the Sunday School directors and teachers of the dioceses of Bombay, Calcutta, Delhi and Madras was held in the St. Thomas Orthodox Theological Seminary at Nagpur. It was a wonderful decision of that meeting to produce a new curriculum for the Sunday Schools outside of Kerala.

The OSSAE and especially its Director General Fr. T.J. Joshua deserve the gratitude of the Sunday Schools outside of Kerala for expressing a positive approach to the request of the above workshop and for giving the responsibility of making the new curriculum to a committee represented by all the four dioceses. The Curriculum Committee presented a proposal of lessons for the text books of all the classes.

However, we present now lessons for the preparatory class and for classes I and II. These were made by a group of teachers from the Sunday Schools in Delhi under the leadership of Fr. P.K. Thomas. The group planned the lessons by considering the realities outside of Kerala. I appreciate their work and thank them whole heartedly. I hope this may be a new beginning for the religious education of our children born and brought up outside of Kerala.

Nagpur
01.12.2003

Fr. Dr. Reji Mathew
Co-ordinator
Curriculum Committee of the OSSAE
of outside Kerala dioceses

PREFACE

The book has been prepared as a text cum workbook for Class - II for teaching in Sunday Schools of Outside Kerala Dioceses. The lessons are structured in the following sequence;

Text

Questions

Theme

Memorization

Activities

Teacher's Note

Answers

The Text, Theme, Activities and Teacher's Note are meant for the teacher's guidance. Bible reference from where the lesson is taken is given in the Teacher's Note. To prepare for the class the teacher should read the relevant chapters from the Bible in advance. The brief Text is given just for guidance of the teacher and for the parents who are expected to guide their children. The teacher should not teach merely based on the text.

The teacher should focus on the theme throughout the class. The teacher should repeat it a number of times during the class so that it remains in the mind of the students in their future life.

The question answers are to be completed in the class itself and not homework should be given. Once the teacher explains the story using the picture the teacher should ask the questions one by one for the students to answer them orally. After the answer is discussed, they should be asked to write the answer in the textbook in the class itself. The correct answer are given in the end of the lesson and both the teacher and students can refer to it while answering the questions.

The activities are given in the lesson to make the class interesting and to leave a long lasting impression in the minds

of the children. The activities must be carried out in the class along with the lesson. When preparing for the lesson the teacher should plan for guiding the students to carry out the activities. For that the children should be encouraged to bring pencils, crayons, rubber etc. to the class. Some activities like pasting pictures of birds, lions etc. can be carried out only in the next class. In that case, the teacher should tell the students to bring the pictures in the next class and the activity must be completed before starting the next lesson.

All the students should be encouraged to study by heart the verse for memorization. The teacher should first explain the meaning of the verse and then ask each student to repeat verse a few times.

The book contains 20 lessons and each lesson can be covered in a period of 45 minutes. Before starting a new lesson the teacher should devote about 10 minutes for a revision of the previous lesson. The students can also be asked to answer the questions of the previous lesson orally without looking into their books. Awarding them one star for a correct answer would be an encouragement for them. The teacher can draw the star on top of the concerned lesson in their book with a colour pen.

Nagpur

01-12-2003

INDEX

1. Dream of Jacob	10
2. Peace between brothers	13
3. Baby Moses	17
4. God appears to Moses	21
5. God speaks to Samuel	25
6. God chooses David as the king	29
7. God Feeds Elijah through the ravens	31
8. God rescues three youths from fire	34
9. Daniel prays	38
10. Jonah flees from God	41
11. Joseph and Mary	45
12. Shepherds and wise men visit Jesus	48
13. Jesus speaks in the temple	52
14. Jesus Raises Lazarus	55
15. The story of Zachaeus	58
16. The good Samaritan	62
17. Jesus calms the sea	64
18. Jesus Heals ten lepers	67
19. The Last Supper	69
20. Ascension of Jesus into Heaven	72

LESSON 1

DREAM OF JACOB

Jacob deceitfully gained the rights of the first born and the blessings of his father. When Esau, his elder brother came to know of it he was furious and decided to kill Jacob. Their mother Rebecca came to know of it and wanted Jacob to stay away for some time. Rebecca also wanted that Jacob should marry a girl from their own clan. On the request of his mother his father Isaac told Jacob to go to Haran where his relatives lived and marry one of the daughters of Laban.

Jacob began his journey to Haran immediately. During his journey, one night he lay down on the ground to sleep with a stone as his pillow. As he fell asleep he saw a dream in which he saw a ladder that started from the earth and reached up to heaven. The angels of God were going up and down the ladder. Then God himself appeared before him and promised to protect him and to bring him back to that land. Jacob woke up and said "God is here, I did not know it." He then took the stone which he used as his pillow and poured oil on it and worshipped God. He named the place as Bethel, which means "House of God." Jacob promised "...and I will give you back tenth of everything you give me."

Answer the questions

1. Who saw the dream?
.....

2. What was the dream?
.....

3. Where was Jacob going?
.....

4. What did Jacob use as a pillow?
.....

5. Who are climbing up and down the ladder?

Teacher's note

6. What name did Jacob give to that place?

7. What is the meaning of Bethel?

8. Who said to whom? ".....and I will give you back a tenth of everything you give me."

9. Who said this? God is here and I did not know it"

Theme

God is everywhere

Memorisation

'I will be with you and protect you wherever you go" (Genesis 28:15)

Activity

Colour the Angels



Teacher's note

Read Genesis chapter 28 verses 10 to 22 to prepare for the lesson. Tell the background story as to why Jacob was going to Haran. God appeared to Jacob in his dream and promised to protect him. Emphasise the point that God is everywhere. Jacob poured oil on the stone and worshipped God there. We can also pray to God wherever we are.

Answers

1. Jacob.
2. He saw a ladder going up to heaven and Angels climbing up and down
3. He was going to Haran
4. A stone
5. Angels
6. Bethel
7. House of Lord
8. Jacob to God
9. Jacob.



LESSON 2

PEACE BETWEEN THE BROTHERS

(ESAU AND JACOB)

Jacob went to Haran and stayed with his uncle Laban for fourteen years. During this time he worked hard and became very rich. Then he decided to return to Canaan. He gathered his wives, children and all belongings and set out for Canaan. On the way he grew afraid of his brother Esau whom he had tricked. He sent ahead to his brother, presents.

The next day he saw his brother Esau approaching him with about 400 men. He was terribly afraid. In front of his brother he bowed down to the ground seven times to show his respect. But Esau never took any revenge against his brother. He ran to meet him, hugged him and kissed him. Jacob requested him to accept the gifts. "I have enough my brother, keep what you have," Esau said to Jacob. After a lot of persuasion Esau accepted the gifts. Thereafter they parted and went in their separate ways.

Answer the questions

1. Name the two brothers embracing each other.

.....

2. Who was their father?

.....

3. Why was Jacob afraid of Esau?

.....

.....

4. Did Jacob give Esau any gifts when they met?

.....

5. Did Esau take any revenge against his brother?

.....

6. What did Esau do when he saw his brother from a distance?

.....

7. What did Jacob do when he saw his brother?

.....

8. Who said to whom? "I have enough, brother. Keep what you have"

.....

9. How many men accompanied Esau when he came to meet Jacob?

.....

Theme

Love your brothers and sisters

Memorization

"How good and pleasant it is for brethren to dwell together in unity"

(Psalm 133.1)

.....

Activity

.....

Ask the students to


1. list five good things they would do everyday
 2. tell their brother/sister that they love them.
-

Teacher's Note

To prepare for the class read Genesis chapter 32 and 33. Highlight how Esau came with 400 men to receive Jacob. How the brothers greeted each other and how Esau accepted Jacob in spite of Jacob tricking Esau earlier. Emphasise the importance of brotherhood for successful life.

Answers

1. Esau and Jacob
2. Isaac
3. Jacob tricked Esau
4. Yes
5. No
6. He was angry with Jacob
7. He bowed down seven times
8. He was surprised
9. At Esau's house



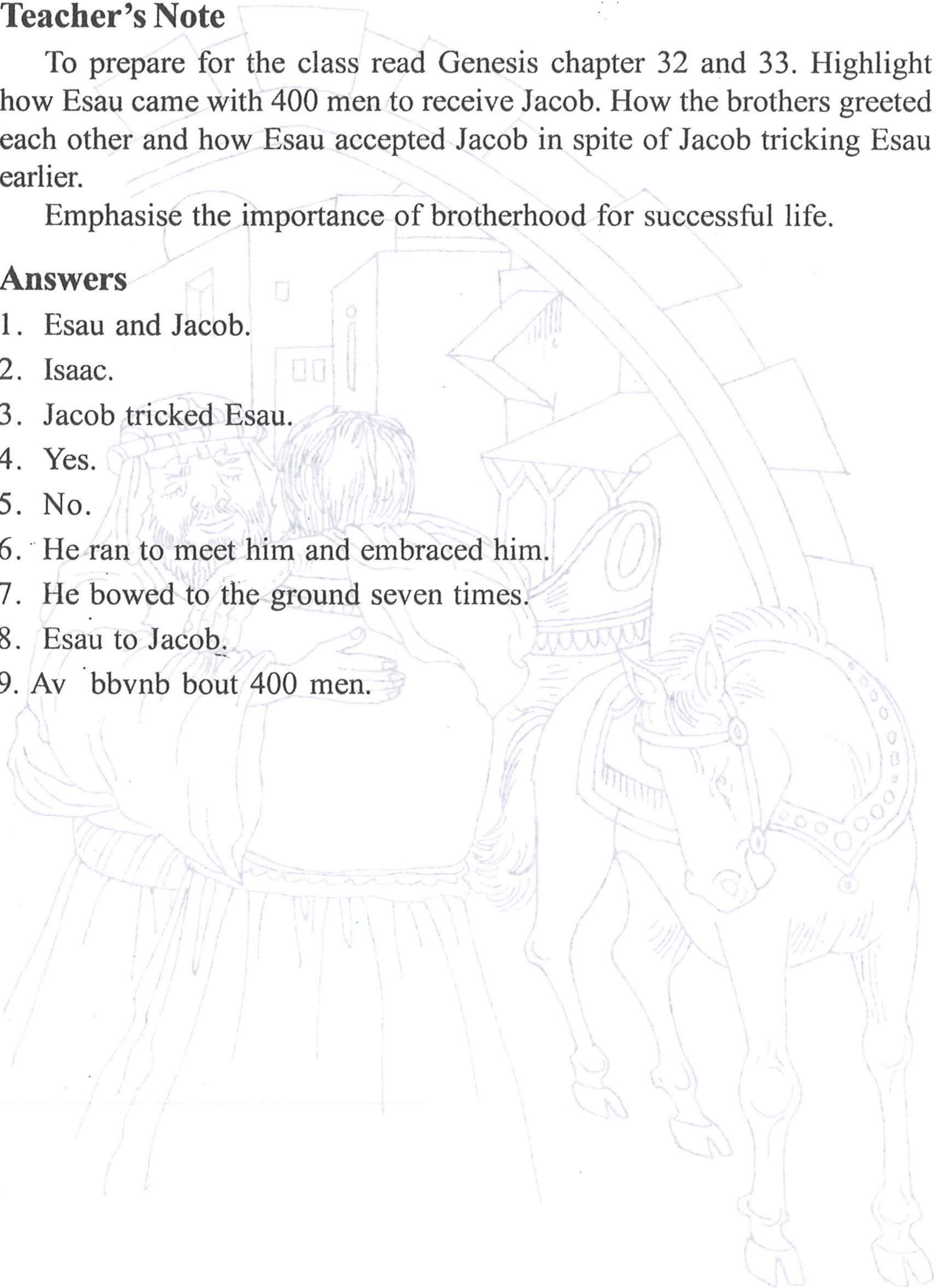
Teacher's Note

To prepare for the class read Genesis chapter 32 and 33. Highlight how Esau came with 400 men to receive Jacob. How the brothers greeted each other and how Esau accepted Jacob in spite of Jacob tricking Esau earlier.

Emphasise the importance of brotherhood for successful life.

Answers

1. Esau and Jacob.
2. Isaac.
3. Jacob tricked Esau.
4. Yes.
5. No.
6. He ran to meet him and embraced him.
7. He bowed to the ground seven times.
8. Esau to Jacob.
9. About 400 men.



LESSON 3

BABY MOSES

The descendants of Jacob who migrated to Egypt at the time of Joseph grew in numbers. They became very powerful. The king of Egypt, the Pharaoh, became afraid of them. So he made them slaves. He also ordered that every male child born in a Hebrew family should be killed.

A short time after, a male child was born in a Hebrew family. His parents wanted to save him. They hid him for sometime. When they could no longer hide him his mother took a reed basket and coated it with tar so that water would not enter it. She put the baby in the basket and placed it in the river Nile. After a short while Pharaoh's daughter came down the river with her maids for bath. She saw the basket and fetched it. Astonished she found inside the basket a baby crying. She liked the baby and decided to bring him up. The child's sister, who was watching from a distance came and asked, "Shall I go and call a Hebrew woman to nurse the baby?" Pharaoh's daughter agreed and the girl went and brought the child's mother without revealing to anyone that she was the child's mother. "Take the baby and nurse him for me, I will pay you," Pharaoh's daughter told her. His mother brought him up. When he was old enough she took him to Pharaoh's daughter who adopted him as her son. She named him Moses, which means "saved from the water."

Moses grew up in the palace. When he was a young man God selected him as his prophet to save Israelites from slavery.

Answer the following Questions

1. What is the name of the baby in the basket?

2. Who saw the basket first?

.....

3. Who put that baby in the basket and placed the basket in the river Nile?

.....

4. Why did she put the basket in the river?

.....

5. What did Pharaoh's daughter do when she saw the baby?

.....

6. Who gave the baby the name Moses?

.....

7. Where did Moses grow Up?

.....

8. What did Moses become?

.....

9. Who said to whom "Shall I go and call a Hebrew woman to nurse the baby?"

.....

10. Who said to whom "Take this baby and nurse him for me. I will pay you."

.....

Theme

God saves his children from dangers

Memorization

She named him Moses because she said "I drew him out the water."
(Exodus 2:10)

Activities

Ask the children whether they have seen any river. Ask them to name those rivers

Teach the children to make paper boats so that they can float them in water. Colour the picture of baby Moses and Pharaoh's daughter.



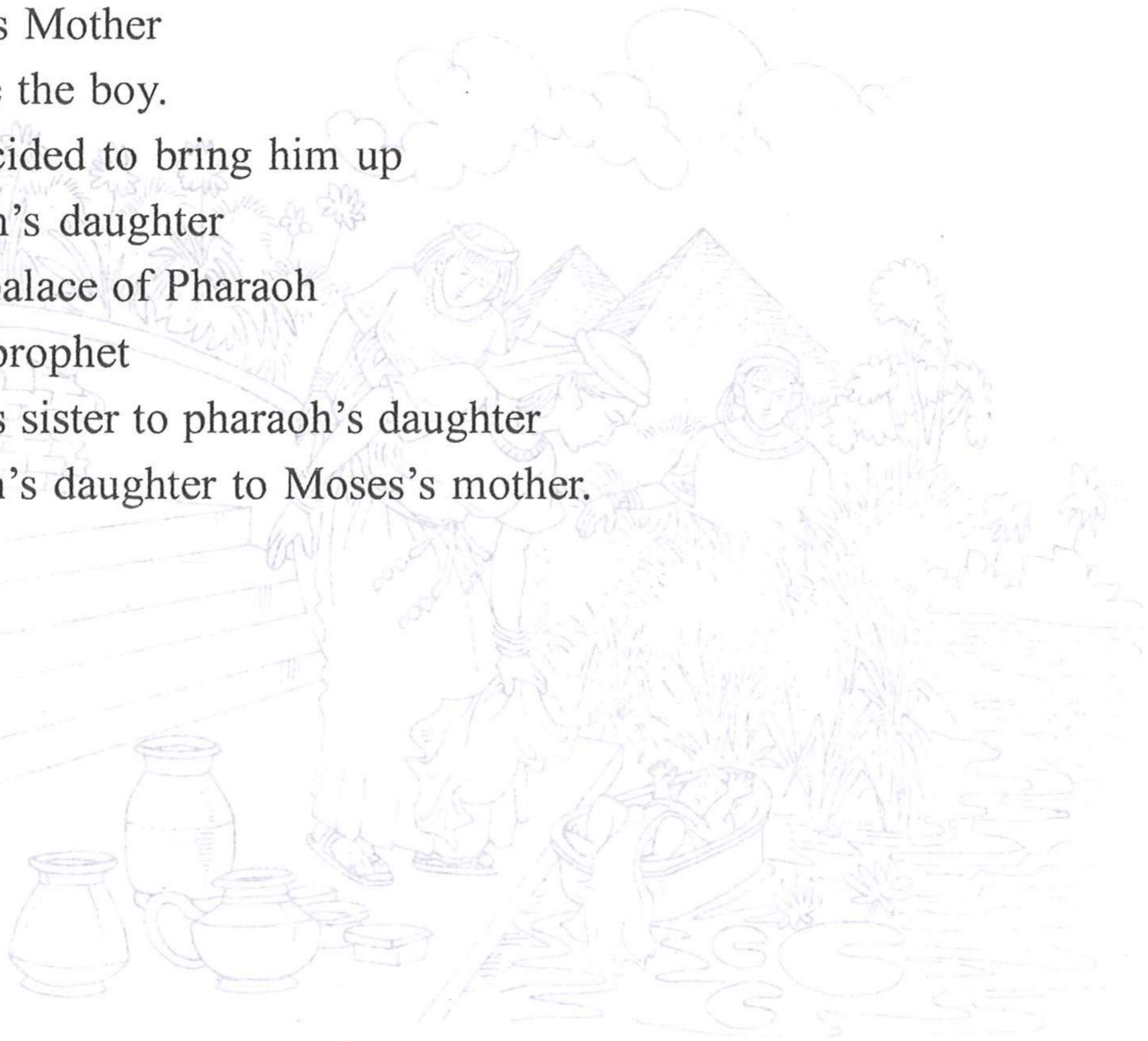
Teacher's Notes

To prepare for the lesson read Exodus chapters 1 and 2. The lesson is taken from Exodus chapter 2 verses 1-10. Show the picture to the children and ask them to look at the baby. Ask them whether they see a beautiful baby. Explain the story of baby Moses in very simple language

highlighting the theme that God saved Moses and God will be with them (the students) because they are God's children. Complete the story telling that Moses was brought up in the palace but when God called him, he became God's prophet and lead the people of Israel from Egyptian slavery to freedom. After completing the story ask the students to answer the questions given above.

Answers

1. Moses
2. Pharaoh's daughter
3. Moses's Mother
4. To save the boy.
5. She decided to bring him up
6. Pharaoh's daughter
7. In the palace of Pharaoh
8. God's prophet
9. Moses's sister to pharaoh's daughter
10. Pharaoh's daughter to Moses's mother.



Teacher's Notes

To prepare for the lesson read Exodus chapters 1 and 2. The lesson is taken from Exodus chapter 2 verses 1-10. Show the picture to the children and ask them to look at the baby. Ask them whether they see a beautiful baby. Explain the story of baby Moses in very simple language.

LESSON 4

GOD APPEARS TO MOSES

One day Moses was grazing sheep. He had come up to the mountain of Horeb to find grass for his sheep. Here he saw a strange sight. A bush was on fire but the fire was not consuming the bush. Moses went near to get a better look. When he did, he heard a voice. "Come no closer! Remove the sandals from your feet, for the place you are standing is holy ground." Moses removed his sandals and covered his face. Moses asked who it was. "I am the God of your fathers, the God of Abraham, the God of Isaac and the God of Jacob" came the reply. Moses now knew that God was speaking to him. God told him that he had seen the suffering of his people in Egypt and decided to free them and he had chosen Moses to lead them out of Egypt. He told Moses to go to Egypt and lead his people out of Egypt to the beautiful land of Canaan. Moses set off to Egypt to carry out the difficult mission that God had entrusted to him.

Answer the following Questions

1. Who saw this strange sight?

.....

2. Who was calling Moses?

.....

3. Name the place where God appeared to Moses?

.....

4. Why did Moses remove his sandals?

.....

5. Why did God call Moses? (Tick the correct answer) God wanted Moses to go away from there

God wanted Moses to go to Egypt and lead the people of Israel to freedom

6. What was Moses doing there when he saw the strange sight

7. Did the fire consume the bush?

8. Who said to whom? "Come no closer! Remove the sandals from your feet, for the place you are standing is holy ground."

II. Fill in the Blanks

I am the God of your fathers, the God of the God of....., and the God of.....

Theme

God has a plan about our life.

Memorization

"So come I will send you to Pharaoh to bring my people, the Israelites out of Egypt," (Exodus 3.10)

Activities

Colour the picture of Moses holding his stick, looking at the burning bush.



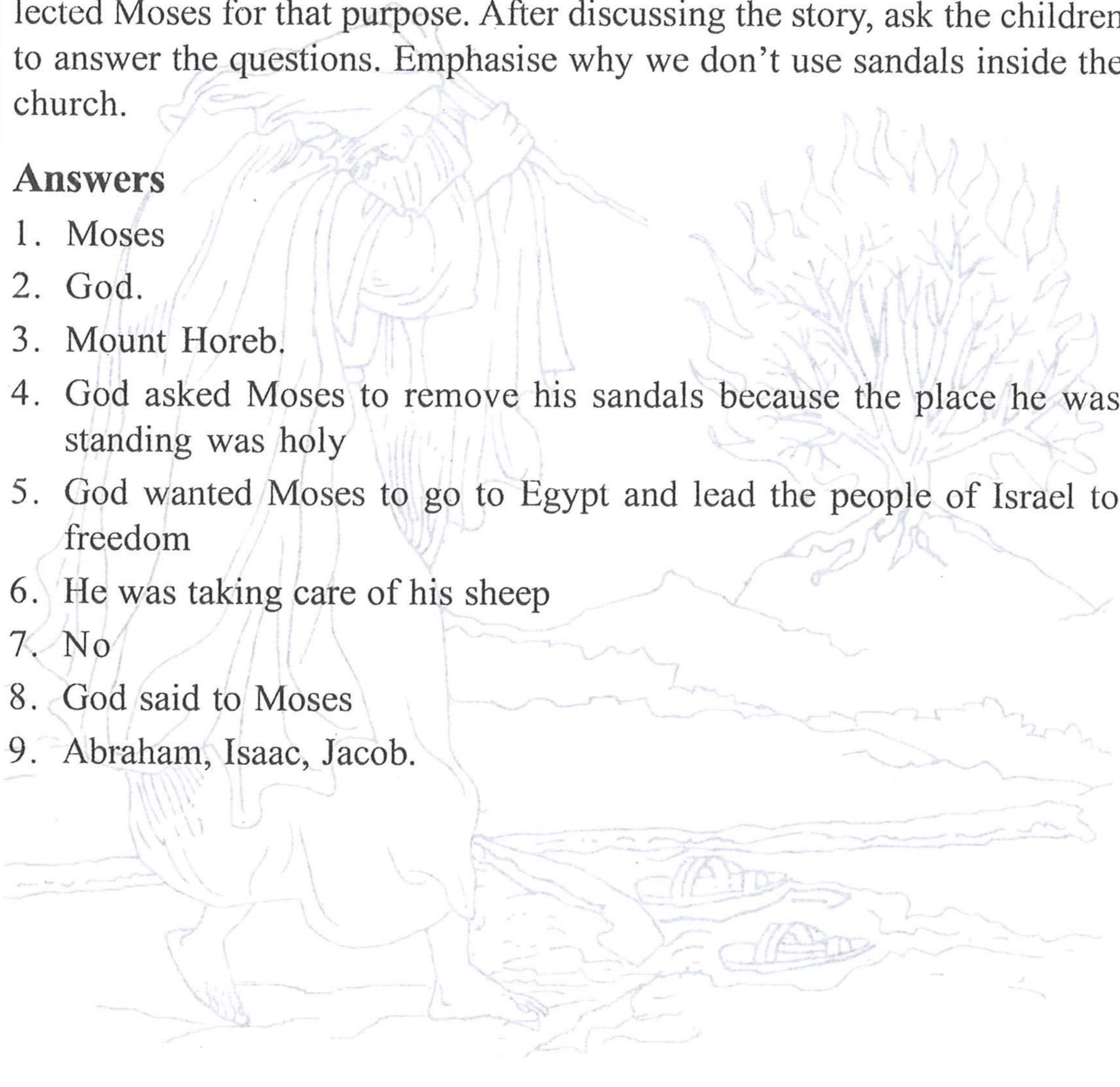
Teacher's Notes

To prepare for the class read Exodus chapter 3. Ask the students whether they have seen a bush that is burning, but the flames are not consuming it. Moses who saw it became curious and went near to see what it was. He heard somebody calling his name from the burning bush. Explain the story of the burning bush that Moses saw. Teacher can ask them whether they have ever seen a fire that does not burn. God revealed to Moses through that fire. God was concerned about the suffering of Israelites and had a plan to free them from slavery. God had se-

lected Moses for that purpose. After discussing the story, ask the children to answer the questions. Emphasise why we don't use sandals inside the church.

Answers

1. Moses
2. God.
3. Mount Horeb.
4. God asked Moses to remove his sandals because the place he was standing was holy
5. God wanted Moses to go to Egypt and lead the people of Israel to freedom
6. He was taking care of his sheep
7. No
8. God said to Moses
9. Abraham, Isaac, Jacob.



Teacher's Notes

To prepare for the class read Exodus chapter 3. Ask the students whether they have seen a bush that is burning, but the flames are not consuming it. Moses who saw it became curious and went near to see what it was. He heard somebody calling his name from the burning bush. Explain the story of the burning bush that Moses saw. Teacher can ask them whether they have ever seen a fire that does not burn. God revealed to Moses through that fire. God was concerned about the suffering of Israelites and had a plan to free them from slavery. God had se-

LESSON 5

GOD SPEAKS TO SAMUEL

Samuel lived in the church with the priest Eli and the two sons of Eli. The two sons of Eli behaved badly and carried out their work in a manner offending to God. Samuel was still a small boy and served God by assisting the priest Eli. One night he heard a voice calling him. He thought it was Eli who calling him. Samuel got up and went to Eli's room. Eli did not call him. Eli told him to go and sleep. Samuel heard somebody calling him a second time. He again went to Eli's room. Eli again advised him to go and sleep. When this occurred a third time Eli realized that God was calling Samuel. He told Samuel "If you hear your name being called again you must say, 'Speak Lord, for your servant is listening'" Samuel went back to sleep. When he heard his name being called a fourth time he replied, "Speak Lord for your servant is listening." It was God speaking to Samuel. God told Samuel about the punishment that he was going to give to the two sons of Eli. God decided to punish them because they were wicked and Eli did not restrain them.

After a few days, the two sons of Eli were killed in a battle. Samuel grew up and became a prophet of Israel.

Answer the following Questions

1. What is the name of the boy who lived in the church?

.....

2. What is the name of the priest with whom he lived?

.....

3. What was Samuel doing in the Church?

.....

.....

4. One night he heard somebody calling his name again and again. Who was calling him?

.....

5. What did Samuel do for the first three times when he heard somebody calling him?

.....

6. What did God tell Samuel?

.....

7. Why was God going to punish the two sons of Eli?

.....

8. What happened to the two sons of Eli?

.....

9. Who said to whom? "Speak for your servant is listening"

.....

Theme

We can speak to God.

Memorization

"Make me to know your ways O Lord; teach me your paths" (Psalm 25.4)

Activities

Ask them to act the scene in the class. Colour the picture of Samuel.



Teacher's Notes

To prepare for the lesson read 1 Samuel chapter 3. Ask the children to look at the picture. The picture shows a young boy being handed over to the priest by his parents to be brought up in the Church. Explain the story about the boy Samuel. The message of the lesson is that God spoke to a small boy and children can speak to God. We speak to God through our Church worship and prayers. Children should pray daily at least in the morning and evening and attend church worship on all Sundays.

Answers

1. Samuel
2. Eli
3. He was serving God by assisting Eli the priest
4. God
5. He got up and went to the room of Eli and asked him whether he had called him
6. God spoke to Samuel about the punishment that he was going to give to the two sons of Eli
7. God was going to punish the two sons of Eli because they were wicked
8. They died
9. Samuel said to God.

LESSON 6

GOD CHOOSES DAVID AS THE KING

God told prophet Samuel "Go to Bethlehem to the house of Jesse, for it is from among his sons that I have chosen the King who will succeed Saul" So Samuel went to the house of Jesse and asked Jesse to let him see all his sons. Jesse presented his seven sons one by one. "Are all your sons now here?" asked Samuel. "There is still the youngest" Jesse said. "He is out looking after the sheep." "Send for him" said Samuel. The young shepherd was brought before him. He was the eighth son of Jesse. His name was David. David was a brave boy. One day while David was looking after the sheep a bear came and carried off a lamb. David ran after it and rescued the lamb from the bear's mouth and killed the bear. At another time, he saved a sheep from a Lion. David was also a good musician. While looking after the sheep, he used to sing and compose songs. As directed by God Samuel anointed David as the future King of Israel.

David had written a number of Psalms in later years praising God. You can see beautiful comparison of God as a good Shepherd in a number of Psalms.

Answer the following Questions

1. Name the young boy chosen to be the King of Israel?

.....

2. Who had chosen him as the King of Israel?

.....

3. Who anointed him as the King?

.....

4. Name the father of David?

.....

5. Where did David Live?

.....

Fill in the blanks

6. What was David doing when Samuel reached his house? He was looking after his father's
7. David was theson of Jesse.
8. David was a good.....
9. David has written many.....to praise.....

Theme

God strengthens the brave and the hardworking.

Memorization

“The Lord is my Shepherd I shall not want.” (Psalm 23.1)

Activities

Sing Psalm 23 and ask the children to write down the duties of a Shepherd.

Teacher's Notes

Read I Samuel chapter 16 verses 1 to 13 and chapter 17 verses 34-35. Ask the children to look at the picture and imagine what had happened. The boy is nursing a little lamb he has just saved from a bear. The bear is dead. David had written a number of Psalms. In a number of Psalms, he imagines God as a good Shepherd. Bring out that, as a very young boy David was brave and hardworking. God rewarded him and selected him as the future king of Israel.

Answers

- | | |
|--------------|--------------------|
| 1. David | 6. Sheep |
| 2. God | 7. Eighth |
| 3. Samuel | 8. musician |
| 4. Jesse | 9. Psalms.....God. |
| 5. Bethlehem | |

LESSON 7

GOD FEEDS ELIJAH THROUGH THE RAVENS

Ahab, the King of Israel was a wicked king. Under the influence of him and his wife, people started worshiping idols and stopped worshiping God. God was unhappy with the people. There was a man of God in that place. His name was Elijah. He could know the divine decisions. Therefore people called him prophet Elijah. He proclaimed that there would be no rain or dew for several years. Since then, there was no rain; all rivers, wells and other water bodies dried up. There was no food to eat or water to drink. Plants and animals started dying. There was a great famine all over the country.

God directed Elijah to go and hide near the brook of Cherinth. "You shall drink from the stream and I have commanded the ravens to feed you" God told Elijah. There was some water in the brook. Elijah drank water from that. As directed by God the ravens brought him bread and meat in the morning and evening. God thus cared for His prophet. Out God cares for all of us.

Answer the following Questions

1. What was the name of the prophet who was fed by the ravens?

.....

2. Where did God hide him?

.....

3. Where did he get water from?

.....

4. Who brought him food?

.....

5. Who commanded the ravens to feed Elijah?

.....

6. Fill in the blanks. The ravens brought him andin the morning and evening.

7. Who said to whom? "You shall drink from the stream and I have commanded the ravens to feed you there."

.....

Theme

God will always care for us.

Memorization

"Give us this day our daily bread" (Mathew 6.11)

Activities

Ask children to bring pictures of birds and paste them in the space provided below. Ask them to describe something about the birds they have seen.

Answer the following Questions

1. What was the name of the prophet who was fed by the ravens?

.....

2. Where did God hide him?

.....

3. Where did he get water from?

.....

4. Who brought him food?

.....

Teacher's Notes

Read 1 Kings 17. Describe a famine. Let them remember the last summer and say the consequences. Bring out the natural natural behaviour of birds when they get food. Bring out the unnatural behaviour of the ravens in bringing food and meat to Elijah. God cared for His prophet. Similarly, God is always caring for us.

Answers

1. Elijah
2. Near the brook of Cherinth
3. He got water from a small stream
4. Ravens
5. God
6. Bread.....meat
7. God said to Elijah.

Answer the following Questions

1. Name of the King who ruled Babylon?

.....

2. Name the three youths?

.....

3. What was the King's order?

.....

.....

LESSON 8

GOD RESCUES THREE YOUTH FROM FIRE

The King of Babylon, Nebuchadnezzar built a big statue of gold. He then ordered that all people should worship the golden statue. "Whoever does not worship the statue will be thrown into a fiery furnace," he proclaimed. Shadrach, Meshach and Abednego, the three young Israelites at the King's court refused to worship the statue in spite of the King's order. The King was furious and he ordered that the three youths be bound and thrown into the burning furnace. After some times the King looked into the furnace. "Didn't we tie up the three men and throw them into the burning furnace" he asked. "Yes, we did," replied his servants. "But I see four men walking in the furnace and the fourth has the appearance of God" the King said. The King called out the three youths to come out of the fire. When they came out everyone present saw that they were not hurt. God was with them and the fire could not harm them. The King immediately ordered that everyone should worship the God and not statues of gold.

Answer the following Questions

1. Name of the King who ruled Babylon?

.....

2. Name the three youths?

.....

3. What was the King's order?

.....

.....

4. Did the three youths worship the statue?

.....

5. How did the King punish the youths?

.....

.....

6. Why did the King punish the youths?

.....

.....

7. How many persons did the King see walking in the fire?

.....

8. Who was the fourth person?

.....

9. Did the fire harm the youths?

.....

10. What did the king order after the youths came out of the fire?

.....

.....

11. "But I see four men walking in the fire and the fourth has the appearance of God" Who said this?

.....

Theme

God is with us; He will protect us.


Memorization

"God is our refuge and strength" (Psalms 46.1)

Activities

Colour the picture of three youths walking in the fire.

Make pupils say: "Whatever be the troubles we have to face, we will not betray or disobey God."



not betray or disobey God."
Make pupils say: "Whatever be the troubles we have to face, we will
Colour the picture of three youths walking in the fire.
Activities
Memorization
God's courage and strength."
There
is with us: He will protect us.
I I. But see four men walking in the fire. Who has the paper-
10. What is the king's order?
9. Did the fire harm the youths?
8. What was the fourth boy's name?
7. How many persons did the King send to witness the trial?
6. Why did the King punish the youths?
5. How did the King punish the youths?
4. Did the three youths worship the statue?

Teacher's Notes

The story is taken from Daniel chapter 3. For background information read Daniel chapter 1 verses 1-21. The king Nebuchadnezzar ruled over Babylon many years before the birth of Jesus Christ. He selected three youths to train them as officials of the palace. In the picture you see the children walking in a burning furnace. Then tell the story of the King making the statue and asking everybody to worship it. Highlight the central theme that we worship the living God and we should not worship any statue of gods. Focus only on that part of the story that the three youths were put into fire for not worshipping the statue made by the King. God was with them and the fire could not harm them.

Answers

1. King Nebuchadnezzar
2. Shadrach, Meshach, Abendrego
3. He ordered all the people to worship the golden statue
4. No
5. They were thrown into the burning furnace
6. They did not worship the golden statue
7. Four persons
8. Angel of God
9. No
10. The King ordered that everyone should worship God and not the statues
11. The King.

LESSON 9

DANIEL PRAYS

Daniel lived hundreds of years before Christ. The king of that time passed an order forbidding people to pray to God. But Daniel refused to stop praying to God as ordered by the king. He regularly prayed to God three times a day. Some people were jealous of Daniel and wanted to see that Daniel was punished. They reported the matter to the King. The King was very upset because he had great regard for Daniel. But the law had to be obeyed. Daniel was dropped into the lions' den as ordered by the king. Early next morning the king went to the lions' den and called out Daniel. The lions did not hurt Daniel. Daniel answered to the king "My God sent His angels and shut the lions' mouth so that they could not hurt me."

The king was delighted that Daniel was safe. He brought him out of the lions' den and everybody saw that Daniel was not hurt. The king ordered that the people who conspired against Daniel be thrown into the lions' den. The lions ate them up. The king immediately issued an order that everyone should worship Daniel's God.

Answer the following Questions

1. How many times did Daniel pray?

.....

2. Why was Daniel thrown into the Lions den? (Tick the correct answer) Daniel quarreled with the king

Daniel refused to stop praying to God as ordered by the King

3. Who ordered to throw Daniel into the lions' den?

.....

4. Did the lions kill and eat Daniel?

5. What happened to the people who accused Daniel?

6. What did the King order after Daniel came out of the lions' den unhurt?

7. The lions did not hurt Daniel because.....send His angels to shut the mouth of the lions (Fill in the blank).

8. Who said to whom? "My God sent His angels and shut the Lion's mouth so that they could not hurt me?"

Theme

Pray to God. He will always protect us.

Memorization

"No kind of harm was found on him because he has trusted in his God" (Daniel 6.23).

Activities

Teach the children the prayer, "In the name of the Father.....P.38.

Teacher's Notes

Read Daniel chapter 6 verses 1 to 28 to prepare for the class. Ask the children to look at the picture (P.) and say what they are seeing. Explain that the lions are not hurting the man. Normally the lions would have killed and eaten up the man. The message of the story is that Daniel used to pray to God every day and God protected him from the lions. Chil-

children should also pray to God daily in the morning and evening. At the end of the class, the children should be able to state the importance of prayer, that God will hear their prayers and He will protect them always.

Answers

1. Three
2. Daniel refused to stop praying to God as ordered by the King
3. The King
4. No
5. They were thrown into the lion's den and the lions ate them up immediately
6. The King ordered that everyone should worship and pray to the God of Daniel
7. God
8. Daniel said to the King.

Revision: Ask the children to say the prayers they learnt in class I
 Our Father, who art in heaven...
 Hail Mary, full of grace...

New Prayer:

Teacher: In the name of the Father, the Son and the Holy Spirit, one true God.

Children: Glory be to him, and may His grace and mercy be upon us for ever, Amen.

Teacher: Holy, Holy, Holy, Lord God Almighty

Children: By whose glory, the heaven and earth are filled, Hosanna in the highest.

Teacher: Blessed is He, who has come and is to come in the name of the Lord God.

Children: Glory be to Him in the highest.

LESSON 10

JONAH FLEES FROM GOD

Jonah was a prophet of God. One day God called him and asked him to go to the city of Nineveh and warn the people of Nineveh to stop their evil ways. Jonah did not like to go there. So, he got into a ship going to Tarshish. Jonah went down the deck of the ship and fell asleep. God caused a great storm and the sea became rough. The ship was about to sink. The crew of the ship and the travellers assembled together and started praying to God. They decided to put lots to decide who caused this disaster. The lot fell on Jonah. They woke up Jonah and started enquiring about him. "I am fleeing from His presence because I have disobeyed His commands," Jonah said. "Pick me up and throw me into the sea, then the sea will be quiet" Jonah said to the crew of the ship. They did so reluctantly and the storm subsided.

The God then caused Jonah to be swallowed by a big fish. While inside the fish Jonah prayed and repented for disobeying God's command. After three days and three nights, the fish vomitted Jonah at the same place from where he started his journey. Jonah immediately went to Nineveh and spoke to the inhabitants to repent and leave their evil ways. Everyone in the city including the king, the young and old, fasted and prayed to God to forgive them. God heard their prayers, took pity on them and did not destroy the city.

We observe three days lent with fasting and prayer to remember the three days Jonah spent inside the fish fasting and praying.

Answer the following Questions

1. Where did God ask Jonah to go?
-

2. Did he go to Nineveh immediately? What did Jonah do?

.....

3. Where did he try to go instead of Nineveh?

.....

4. What happened to the ship Jonah boarded?

.....

5. What was Jonah doing inside the ship?

.....

6. How did the sailors decide to throw Jonah into the sea?

.....

7. What happened to Jonah when he fell into the sea?

.....

8. What did Jonah do inside the fish?

.....

9. How many days did he remain inside the fish?

.....

10. After three days what did the fish do?

.....

11. What did the people of Nineveh do when Jonah spoke to them?

.....

12. "Pick me up and throw me into the sea, then the sea will be quiet."
Who said to whom?

.....

Theme

Obey God. Do not try to flee from God, but pray to Him.

Memorization

“I worshipped the Lord, the God of Heaven, who made the sea and dry land.” (Jonah 1.9)

Activities

Collect paper cuttings of whales and pictures of Ships. Paste them here.

Answers

1. Nineveh
2. No, He boarded a ship sailing to Tarshish
3. Tarshish
4. God sent a storm and the ship was about to sink
5. He was sleeping
6. By casting lot
7. A big fish swallowed him
8. He prayed
9. Three
10. The fish vomited him on the shore
11. They proclaimed a fast and everyone prayed
12. Jonah to the crew of the ship

Teacher's Notes

Read the book of Jonah to prepare for the lesson. Ask the students to look at the picture and the man in the water. A whale is about to swallow him. Explain the story of Jonah briefly to the children. Emphasize the theme; obey God, do not try to flee from Him. God heard the prayer of the people of Nineveh. God will hear our prayer also.

Also, mention about the three days lent we observe with fasting and prayers to remember the three days Jonah fasted and prayed while inside the fish.

Answers

1. Nineveh
2. No, He boarded a ship sailing to Tarshish
3. Tarshish
4. God sent a storm and the ship was about to sink
5. He was sleeping
6. By casting lot
7. A big fish swallowed him
8. He prayed
9. Three
10. The fish vomitted him on the shore
11. They proclaimed a fast and everyone prayed
12. Jonah to the crew of the ship

LESSON 11

JOSEPH AND MARY

In Galilee there lived a young carpenter. His name was Joseph. He was from the family of David, the great king. He was to be married to Mary.

One day God's angel appeared to Joseph. The angel told Joseph "Take Mary as your wife. She will deliver a child. He should be called Jesus. He is born of the Holy Spirit." Joseph was a God fearing man. He took Mary as his wife.

Joseph and Mary went to Bethlehem. Bethlehem was the city of his forefathers. He went there to register their names. It was the King's order. Joseph was an obedient man.

Bethlehem was a small town. It was over crowded. Joseph and Mary could not get any room. They stayed in a stable. Mary gave birth to Jesus there. The shepherds and the wise men came and worshipped Jesus there.

King Herod ordered killing of all baby boys, who were up to two years. Joseph was worried. God's angel appeared to him in a dream and told him to flee to Egypt. Joseph obeyed God again.

After the death of King Herod, God told Joseph in a dream to go back to land of Israel. Joseph obeyed God. He went back with Jesus and Mary. He went to Nazareth in Galilee because King Herod's son was ruling Judah and lived there.

I Answer the following Questions

1. Why did Joseph and Mary go to Bethlehem?

.....

2. Name the king who ordered to kill all baby boys?

.....

3. Where was Jesus born?

.....

4. Who told Joseph to flee to Egypt?

.....

5. Where did Joseph return from Egypt?

.....

II Fill in the blanks:

1.) Joseph was from the family of King.....

.....

2was an obedient man.

.....

Theme


God loves those who obey him

Memorization

Mathew 1:21, "She will have a son, and you will name him Jesus because he will save his people from their sins."

Activities

Colour the picture



Teacher's Notes

To prepare for the lesson the teacher should read St. Mathew 1:18 - 24 and chapter 2

The following need to be emphasized:

- 1) Jesus was born in the family of King David.
- 2) Joseph was a God fearing man.
- 3) Jesus was born in Bethlehem the city of David.
- 4) Jesus was called Nazarene because he grew up in Nazareth.

Answers

1.

1. He went there to register their names. 5. Nazareth

2. King Herod

1. King David

3. Bethlehem

2. Joseph

4. An angel of God

Teacher: Holy art Thou O God

Children: Holy art Thou Almighty

Holy art Thou Immortal

Crucified for us, Have mercy upon us (3 times)

Teacher: Lord have mercy upon us

Children: Lord be kind and have mercy upon us

Lord accept our service and our prayers

And have mercy upon us.

Teacher: Glory be to thee O God.

Children: Glory be thee O Creator

Glory be to thee O Messiah

King who has compassion on us

Thy sinful servants, Barekmor.

LESSON 12

SHEPHERDS AND WISE MEN VISIT JESUS

Outside the town of Bethlehem some shepherds were keeping watch over their sheep. Suddenly an angel appeared before them. The glory of the Lord shone around them. The shepherds became afraid.

Angel told them not to be afraid for Christ was born in the city of David. They could see a baby in a manger wrapped in swaddling clothes. Many more angels joined and sang "Glory to God in the highest and peace on earth."

The shepherds went into Bethlehem. They saw the baby, Joseph and Mary. They were very happy. They went back and told everyone what they had seen.

Three wise men from the East came to King Herod and asked him "Where is the new born King? We have seen his star" King Herod was startled. He said to them "Go and search, when you find him come and tell me so that I may worship him." The star went before the three wise men and stood above the stable. They worshipped Jesus and gave Him gifts of gold, frankincense, and myrrh. They were very happy to see Jesus with Mary and Joseph.

The angel of the Lord appeared to the wise men in a dream and warned them not to go back to King Herod because he was planning to kill Jesus. So they returned by another route.

I Answer the following Questions

1. What did the angel tell the shepherds?

.....

2. What was the song of the angels?

.....
.....

3. What did the wise men ask King Herod?

.....
.....

4. How did the wise men reach Jesus?

.....
.....

5. What gifts were given to Jesus by the wise men?

.....

II Fill in the blanks.

1. were the first ones to visit Jesus.

.....

2. told the wise men not to go back to king Herod.

Prayer:-

Theme

We are the offerings of God

Teach the children the prayer
Holy art Thou O God.....
(see last page)

Memorization

Luke: 2: 14 " Glory to God in the highest and peace on earth for all those pleasing Him"

Teacher's Notes

Activities

Colour the picture.



Prayer:-

Teach the children the prayer
Holy art Thou O God.....(see last page)

Teacher's Notes

To prepare for the lesson, the teacher should read St.Mathew 2 and Luke.2.

Emphasis the following facts:

- a) Christmas is the birth of Jesus.
- b) Shepherds were afraid because they were simple people who had never seen anything like angles before.

c) King Herod planned to kill Jesus because Jesus was to be the king of Jews as per the prophecies.

Answers

1. The angel told them not to be afraid for Christ was born in the city of David.
2. Glory to God in the highest and peace on earth.
3. Where is the new born king?
4. The star guided them.
5. They gave gold, frankincense and myrrh

II

1. Shepherds
2. Angel of God

Answer the following Questions

1. Why did Joseph, Mary and Jesus go to Jerusalem?
.....
2. When did Joseph and Mary realize that Jesus was not with them?
.....
3. What was Jesus doing in the temple?
.....
4. What was the reply of Jesus?
.....

LESSON 13

JESUS SPEAKS IN THE TEMPLE

When Jesus was twelve years old; his parents went to Jerusalem to attend the feast of passover. Jesus was happy to go. After the feast, Joseph and Mary returned. But Jesus was not with them. They did not know that. They thought that Jesus might be in the company of their relatives.

After one day's journey Mary and Joseph could not find him among their relatives and friends. They went back to Jerusalem. After three days they found Jesus in the temple. He was listening to the teachers there and asking them questions. People admired the wisdom of young Jesus.

Mary said to him that they were worried about not finding him. Jesus replied that he was in his Father's house. They did not understand that. Jesus returned to Nazareth and was obedient to them.

I Answer the following Questions

1. Why did Joseph, Mary and Jesus go to Jerusalem?

.....

2. When did Joseph and Mary realize that Jesus was not with them?

.....

3. What was Jesus doing in the temple?

.....

4. What was the reply of Jesus?

.....

II Fill in the blanks:

1. On theday they found Jesus in the temple.

2. People admired theof young Jesus.

Theme

We are called to be with God

Memorization

St.Luke 2:40 The child grew and became strong; He was full of wisdom and God's blessings were upon Him.

Activities

Ask the children to draw a church

Teacher's Notes

The teacher should read St.Luke 2:41-51.

Explain that Jesus grew up as any other ordinary boy. Jesus was interested in going to the church and reading the scriptures. Children should follow the example of Jesus.

Answers

I

1. To attend the feast of Passover
2. After one day
3. He was listening to the teachers and asking them questions.
4. Jesus replied that he was in his Father's house

II

1. Third day
2. Wisdom.

LESSON 14

JESUS RAISES LAZARUS

Mary and Martha were two sisters who lived in the village of Bethany. They had a brother named Lazarus. Jesus loved them a lot. Once Lazarus was sick, while Jesus was away.

The sisters sent the message of his sickness to Jesus. However Jesus could not go back to Bethany immediately. However Jesus could reach Bethany only four days after the death of Lazarus.

Martha and Mary received Jesus and told him "Lord, had you been here, my brother would not have died." Jesus told her "I am the resurrection and life, any one who believing me will not die." They all went to the tomb of Lazarus and removed the tombstone.

Jesus said loudly "Lazarus come out" and Lazarus who was dead came back in life. His hands and legs were tied with clothes. Jesus said "remove them and let him go." Everyone was astonished that Jesus had raised the dead.

Answer the following Questions

1. Where did Lazarus live?

.....

2. What were the names of the sisters of Lazarus?

.....

3. What happened to Lazarus?

.....

4. After how many days of Lazarus' death did Jesus make him alive?

.....

Teacher's Notes

1. Teacher needs to refer St. John 11.1- 44.
2. Talk about family life and how much Jesus loved Lazarus and his sisters.
3. Teach the children that nothing is impossible for God. Tell them even the best of doctors in the world cannot make a dead man alive . But Jesus could do it. He is all powerful. God can do anything.

Answers

1. Bethany
2. Martha & Mary
3. He died of illness
4. 4 days
5. Jesus Christ
6. Every one was astonished because Jesus could raise the dead.

Puzzle

1. Mary
2. Martha
3. Bethany
4. Lazarus
5. Brother
6. Jesus.

Answer the following Questions

1. Who was Zacharius?

.....

2. Which tree did Zacharius climb?

.....

LESSON 15

THE STORY OF ZACHAEUS

Jesus was loved by many people. He healed the sick, raised the dead and fed multitudes. He casted away demons, made the blind see and the deaf hear. Many people followed Him wherever He went. Many others wanted to see Him. So they crowded around Him.

Zachaeus a very short man was a rich tax collector in Jericho. One day Jesus went to Jericho. A big crowd waited to see Jesus. Zachaeus also wanted to see Jesus. Being short in height he could not see Him over the shoulders of tall people. So he ran ahead and climbed up a sycamore tree to see Jesus.

When Jesus passed through the place He looked up to Zachaeus and said, "Come down Zachaeus. I am staying in your house today." Zachaeus came down. He took Jesus to his house. Zachaeus was wondering how Jesus knew everything about him. Therefore after meal he told Jesus "Lord, I will give half my riches to the poor, and four times of the money I have collected falsely." Jesus replied, "Salvation has come to this house today, for this man is also a son of Abraham.

I Answer the following Questions

1. Who was Zachaeus?

.....

2. Which tree did Zachaeus climb?

.....

3. Why did Zachaeus climb up the tree?

.....
.....
.....

4. What did Jesus tell Zachaeus?

.....
.....
.....

II Who said to whom?

1. "Lord I will give half my riches to the poor"

.....

2. "Salvation has come to this house today for this man is also a son of Abraham".

.....

Theme

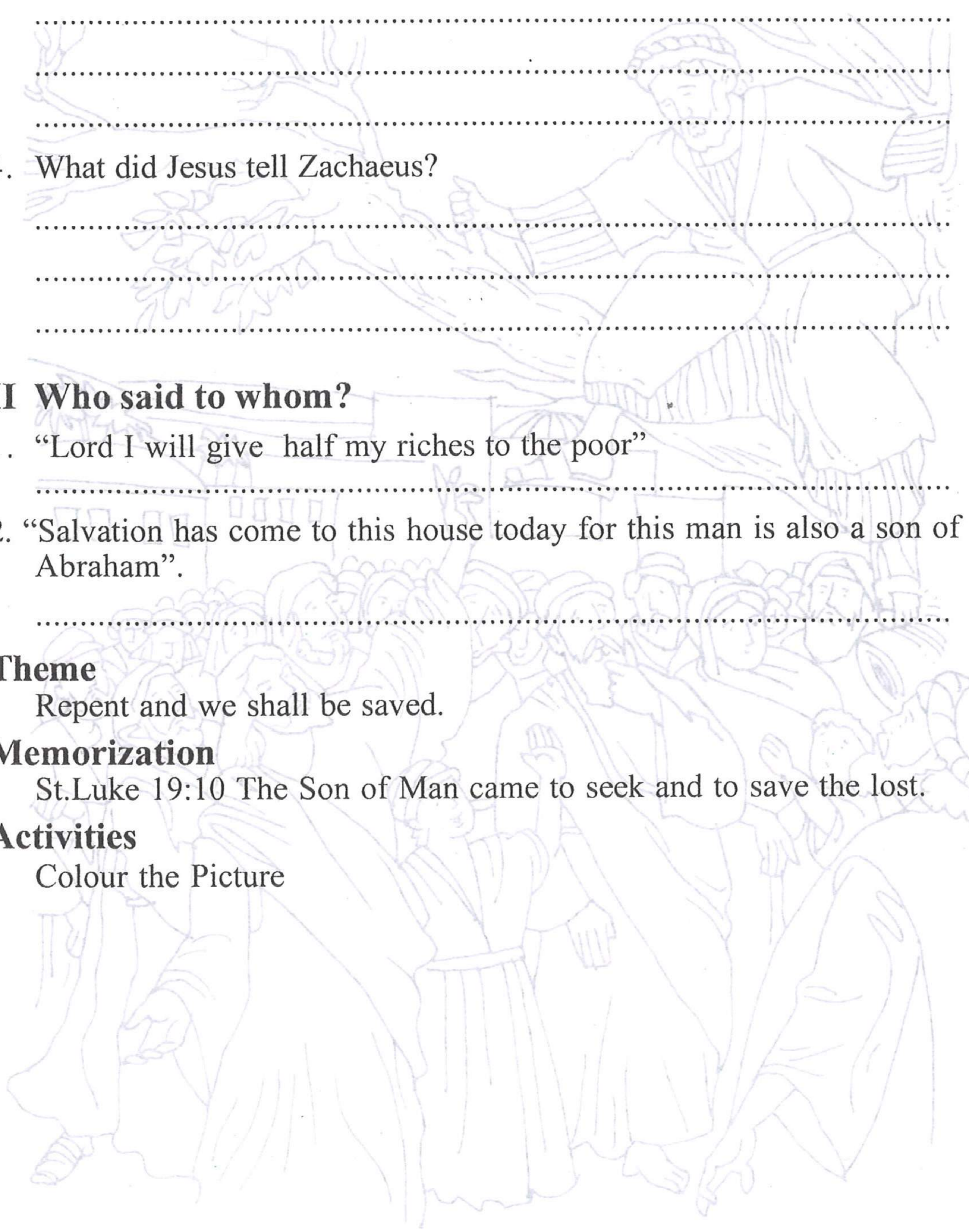
Repent and we shall be saved.


Memorization

St.Luke 19:10 The Son of Man came to seek and to save the lost.

Activities

Colour the Picture





Teacher's Notes

Teacher needs to refer Luke 19:1-10

Emphasise that

- 1 Jesus wants sinners to leave their bad ways and turn to God.
2. Explain that if you repent for your sins, God will forgive them.

Answers

1. Zachaeus was a rich tax collector in Jericho
2. He climbed a Sycamore tree
3. He climbed the tree to see Jesus.
4. "Zachaeus, Come down, I am staying in your house today"

II

1. Zachaeus to Jesus
2. Jesus said it aloud.

Answer the following Questions

1. Where was the traveller going?

.....

2. What happened to the traveller on his way?

.....

3. Who came on the road first?

.....

4. Who was the second person passing the road?

.....

5. How did the Samaritan help the wounded man?

.....

LESSON 16

THE GOOD SAMARITAN

Once a teacher of law came to Jesus and asked "Who is my neighbour?" As an answer, Jesus told a parable to him.

Once a man was travelling from Jerusalem to Jericho. On the way he was attacked by thieves who wounded him and took away all that he had. He lay on the road half dead.

A priest came along the road but he did not help him. Then a levite a helper in the temple came along. He also did not help him. A man from Samaria came by after sometime. He took pity on the wounded man. He dressed his wounds and took him to an inn for care. He gave money to the innkeeper for the wounded man's care before he left.

Jesus asked "Who among the three is the neighbour of this man?" The teacher of law answered, "The good Samaritan."

Answer the following Questions

1. Where was the traveller going?

.....

2. What happened to the traveller on his way?

.....

3. Who came on the road first?

.....

4. Who was the second person passing the road?

.....

5. How did the Samaritan help the wounded man?

.....

6. Who is the neighbour of the wounded man?

Theme

A good neighbour / A friend in need is a friend indeed.

Memorization

Luke :10:27 “ Love your neighbour as you love yourself.”

Activities

Ask the children to enact the story in the class.

Teacher's Notes

Teachers needs to refer Luke:10: 25-37.

1. Explain that parables are simple stories with meaning which common people understood.
2. Explain that Jesus was a good teacher.
3. Explain that we should have compassion towards our fellow beings.
4. Explain who is our neighbour.

Answers

1. From Jerusalem to Jericho
2. He was attacked by thieves.
3. A priest
4. A Levite
5. He dressed his wounds and took him to an inn for care.
6. The good Samartian

LESSON 17

JESUS CALMS THE SEA

One day after teaching the people Jesus got on to a boat. He said let us go across. His disciples also went in to the boat. Jesus went to sleep. Soon there was a big storm. Huge waves threw the boat around. Water soon entered the boat. Boat was about to sink. Disciples became afraid. They thought they would die. They rushed to Jesus who was sleeping very peacefully. They woke up Jesus and said "Lord we are going to die." Then Jesus asked the disciples, "Where is your faith?"

Jesus got up, He said to the sea "Peace! Be still." The wind stopped. There was clam. Everyone was amazed that even the wind and sea obeyed Him.

Answer the following Questions

1. What was Jesus doing in the boat?

.....

2. Why did the disciples become afraid?

.....

3. What did the disciples tell Jesus?

.....

4. What did Jesus tell the disciples?

.....

5. What happened when Jesus said "Peace Be still?"

.....

6. Who gave orders to the wind and the sea?

.....

Theme

We are safe in the hands of Jesus

Memorization

Mark 4:41 "Who is this man? Even the wind and the waves obey him.

Activity

Draw a boat in a stormy sea.

Teacher's Notes

1. Teacher needs to refer Mark 4:35-41/Lk 8:22-25
2. Explain that God created the world, Jesus is Son of God, therefore sea, a creation of God became still.
3. Explain to the students that Jesus is always there to help you when you are in danger.

Answers

1. Jesus was sleeping
2. They were afraid because the boat was about to sink
3. "Lord, we are going to die"
4. Where is your faith?
5. The wind stopped. There was calm
6. Jesus

LESSON 18

JESUS HEALS TEN LEPERS

Jesus was going to Jerusalem. While passing through a village, He saw ten lepers who were standing far away. Lepers could not live among other people, as leprosy was a terrible disease. So they had to remain outside the village. For this reason the ten lepers kept their distance and shouted, "Jesus! Master, Have mercy on us!" Jesus told them "Go and show yourselves to the priest." As they went, they became cleansed. One of the healed lepers returned and thanked Jesus.

God gives us His mercies. We should praise and thank Him abundantly.

Answer the following Questions

1. Where was Jesus going?
.....
2. Whom did Jesus see on the way?
.....
3. What did the lepers ask Jesus?
.....
4. What was Jesus' reply?
.....
5. How many lepers returned to thank Jesus?
.....
6. When does our church remember the lepers?
.....

Theme

Jesus cures all

Memorization

Lk. 17:19 Jesus said to him. "Get up and go! Your faith has saved you."

Activity

Enact the scene of 10 lepers coming to Jesus

Teacher's Notes

1. Teacher needs to refer St. Lk. Chpt. 17
2. Emphasise the following facts
 1. God cleanses us of our sins.
 2. We should thank God for His mercies.
 3. Give a short explanation on leprosy.

Answers

1. Jesus was going to Jerusalem
2. Jesus saw ten lepers
3. "Jesus, Master, have mercy on us"
4. "Go and show yourselves to the priest"
5. One
6. The second Sunday of the Great Lent.

LESSON 19

THE LAST SUPPER

The Jews celebrated the "Passover Feast" every year. Jesus and His disciples also prepared for the feast. It was also known as the 'Feast of the unleavened bread.'

Jesus sent Peter and John his two disciples into the town. He told them "When you enter the town you will see a man carrying a pitcher of water. Follow him to his house. Prepare the feast in his guest room. The disciples did as they were told. In the evening Jesus and his disciples sat down for supper. Jesus took bread thanked God, blessed it broke it and gave to the disciples and said, "This is my body! He also blessed the cup of wine and gave to them saying 'This is my blood!' Take this and drink it. He said, "Do this in my remembrance." This was the Last Supper. We celebrate the Holy Qurbana in remembrance of the Last Supper. When we receive Holy Communion we are experiencing Jesus in us.

Answer the following Questions

1. What is the Feast which the Jews celebrated every year?
.....
2. Who were the disciples sent by Jesus to prepare the house for supper?
.....
3. What did Jesus do with the bread?
.....
4. What did Jesus do with the cup of wine?
.....
5. When do we celebrate the Passover Feast in our Church?
.....

Theme

Eternal life/Holy Communion binds us with Jesus.

Memorization

John 6:54 who ever eats my flesh and drinks my blood shall have eternal life.

Activity

1. Draw a chalice and paten and color it.
2. Show the children a picture of someone receiving the Holy communion. Ask them to describe what is happening.

Answer the following Questions

1. What is the Feast which the Jews celebrated every year?

.....

2. Who were the disciples sent by Jesus to prepare the house for supper?

.....

3. What did Jesus do with the bread?

Teacher's Notes

1. The teacher should refer Mark 14:12-26/Lk. 22:7-20.
2. Explain that Holy Qurbana is the sacrament to remember the last supper.
3. Explain what we should do to prepare for Holy Qurbana. We observe fast from the previous day's supper. We receive Holy Communion with all devotion and holiness.

4. Explain the importance of Passover Feast

Old Passover (Ref. deliverance of Israelites from Egypt) and New Passover (It is the commemoration of the saving works of God through Jesus Christ).

Answers

1. The Feast of Passover.
2. Peter & John
3. Jesus took bread, blessed it and gave to the disciples and said, "This is my body, you all eat it."
4. Jesus blessed the cup and said, "Take this and drink it, this is my blood."
5. We celebrate the Passover Feast on Holy Thursday.

Answer the following Questions

When did Jesus rise from the dead?

.....

Name the mount from where Jesus ascended into heaven?

.....

How many days after His resurrection, did Jesus ascend into heaven?

.....

What did the angels tell the disciples?

.....

How did Jesus ascend?

.....

LESSON 20

ASCENSION OF JESUS INTO HEAVEN

Jesus rose from the dead, on the third day after crucifixion. Thereafter he appeared to his disciples and friends several times. On the 40th day of his resurrection Jesus went to Mount Olive near Bethany with His disciples. There He raised His hands and blessed them. As they were looking, Jesus was lifted up, and a cloud took him out of their sight. Then two angels suddenly stood by them and said, "This Jesus who was taken up from you into heaven will come in the same way as you saw Him go into Heaven."

The disciples returned to Jerusalem, gathered daily for prayer. We believe that Jesus will come again in the same way as He went up.

Answer the following Questions

1. When did Jesus rise from the dead?
.....
2. Name the mount from where Jesus ascended into heaven?
.....
3. How many days after His resurrection, did Jesus ascend into heaven?
.....
4. What did the angels tell the disciples?
.....
5. How did Jesus ascend?
.....

6. What is our belief about the Second Coming of Jesus Christ?

.....
.....

Theme


Jesus will come again.

Memorization

Acts. 1:11. This Jesus who was taken up from you into heaven will come in the same way as you saw Him go into Heaven.

Activity

Draw the picture in the blank column and colour it.



6. What is our belief about the Second Coming of Jesus Christ?

.....

.....

Theme

Jesus will come again.

Memorization

Acts 1:11. This Jesus who was taken up from you into heaven will come in the same way as you saw Him go into Heaven.

Activity

Draw the picture in the blank column and colour it.

Teacher's Notes

Teacher needs to refer Lk. 24:50-53/Acts. 1:6-11.

2. Emphasise the following

1. Disciples went to various parts of the world as per the command of Jesus.
2. St. Thomas came to India.
3. Second Coming of Jesus will be there.
4. Let us be prepared for the second coming.

Answers

1. On the third day after the crucifixion.
2. Mount Olive.
3. On the 40th day.
4. This Jesus who was taken up you into heaven will come in the same way as you saw Him go into heaven.

5. Jesus was lifted up and a cloud took Him out of their sight.
6. We believe that Jesus will come again the same way as he went up.

Prayer

Ask the children to say the whole Quamo:

In the name of the Father...
Holy art Thou O God...
Lord have mercy upon us...
Glory be to thee O God...
Our Father, who art in heaven...
Hail Mary, full of grace...

TEXT BOOK CUM WORK BOOK
CLASS-2

₹ 40/-